

# IDOL Trust 2010-1

## General Collateral Report

### Monthly Analysis Details:

<b>Date of Pool Cut:</b>	<b>30 Jun 2013</b>
<b>Number of Loans:</b>	<b>2,428</b>
<b>Total Current Balance:</b>	<b>\$436,990,157.08</b>
<b>Total Original Balance:</b>	<b>\$568,272,103.00</b>
<b>Total Current Variable Balance:</b>	<b>\$401,942,556.74</b>
<b>Total Current Fixed Balance:</b>	<b>\$35,047,600.34</b>
<b>Fixed Rate Balance as % of Total:</b>	<b>8.02%</b>
<b>Maximum Current Loan Balance:</b>	<b>\$655,615.27</b>
<b>Maximum Original Loan Balance:</b>	<b>\$890,000.00</b>
<b>Maximum Current LVR:</b>	<b>92.69%</b>
<b>Average Current Loan Balance:</b>	<b>\$179,979.47</b>
<b>Average Original Loan Balance:</b>	<b>\$234,049.47</b>
<b>Weighted Average Current LVR:</b>	<b>62.97%</b>

	<b>Full Doc</b>	<b>Lo Doc</b>	<b>Total</b>
% Insured Loans Covered by Genworth	100.00%	0.00%	100.00%
Total	100.00%	0.00%	100.00%

<b>Weighted Average Borrower Interest Rate:</b>	<b>5.53%</b>
<b>Weighted Average Variable Borrower Interest Rate:</b>	<b>5.46%</b>
<b>Weighted Average Fixed Borrower Interest Rate:</b>	<b>6.37%</b>

# IDOL Trust 2010-1

---

## General Collateral Report

	<b>Months</b>	<b>Years</b>
<b>Maximum Remaining Term:</b>	348.10	29.01
<b>Weighted Average Remaining Term:</b>	293.56	24.46
<b>Maximum Original Term:</b>	360.00	30.00
<b>Weighted Average Original Term:</b>	357.02	29.75
<b>Weighted Average Seasoning:</b>	63.24	5.27

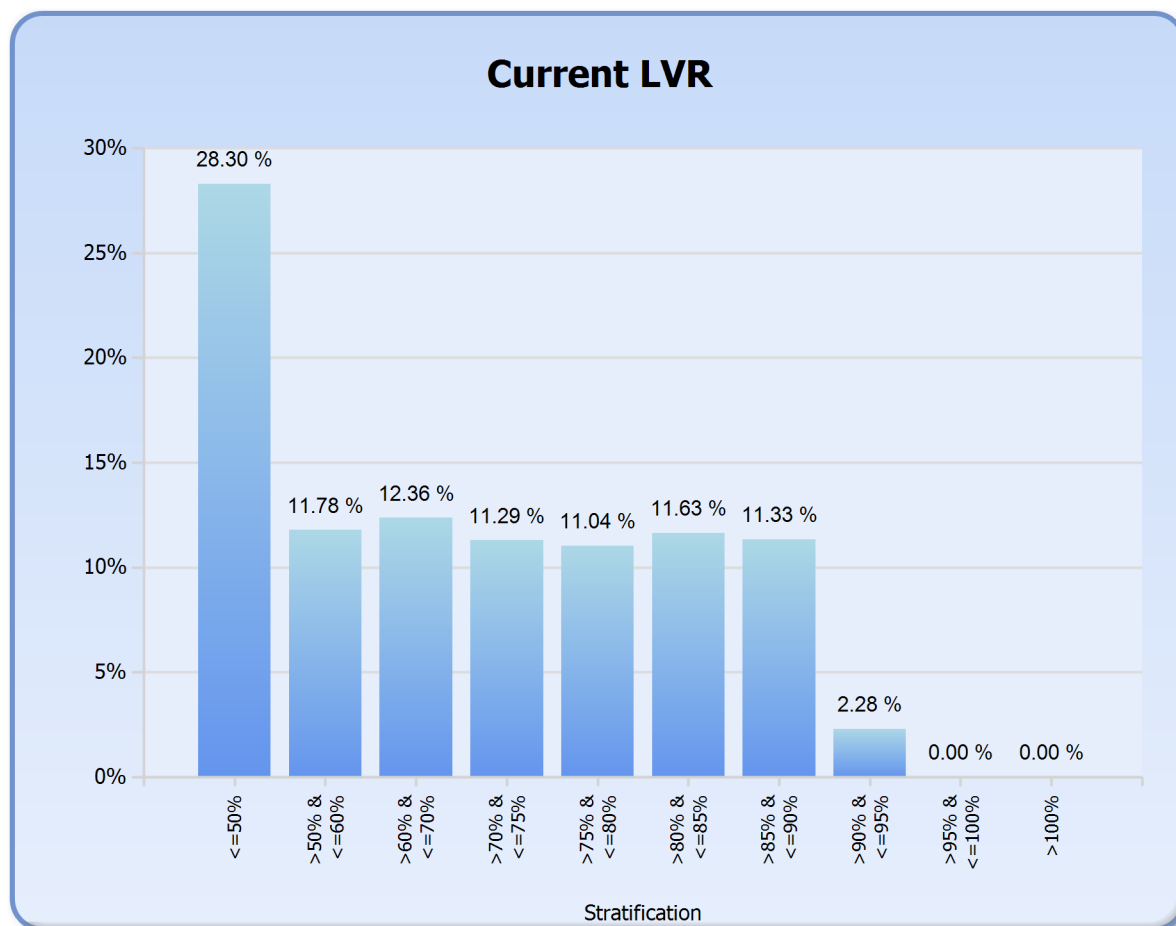
**Investment Properties as % of Total:** 15.07%

<b>Arrears Distribution:</b>	<b>Balance</b>
<= 30 days:	\$435,864,660.05
31 - 60 days:	\$379,930.01
61 - 90 days:	\$511,259.36
91+ days:	\$234,307.66

# IDOL Trust 2010-1

## General Collateral Report

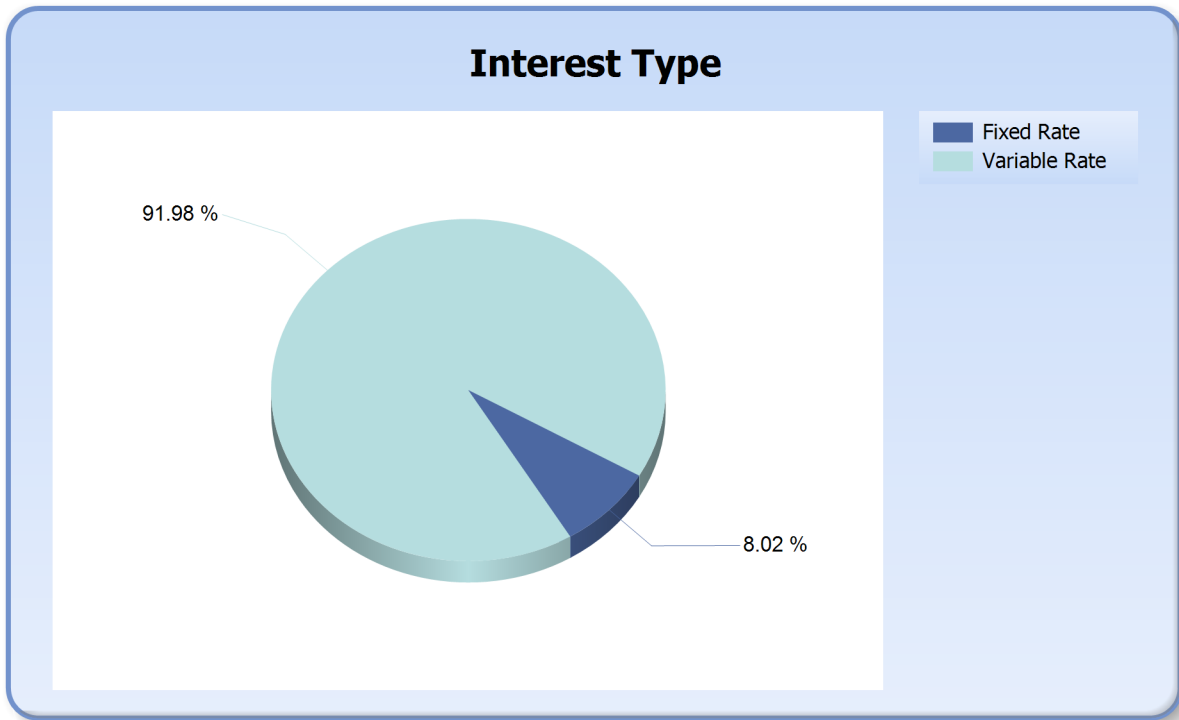
Current LVR	Current Balance	Current Balance %
<=50%	\$123,648,086.15	28.30%
>50% & <=60%	\$51,471,143.89	11.78%
>60% & <=70%	\$54,001,234.76	12.36%
>70% & <=75%	\$49,320,317.79	11.29%
>75% & <=80%	\$48,233,158.14	11.04%
>80% & <=85%	\$50,831,012.62	11.63%
>85% & <=90%	\$49,516,229.45	11.33%
>90% & <=95%	\$9,968,974.28	2.28%
>95% & <=100%	\$0.00	0.00%
>100%	\$0.00	0.00%
<b>Total</b>	<b>\$436,990,157.08</b>	<b>100.00%</b>



# IDOL Trust 2010-1

## General Collateral Report

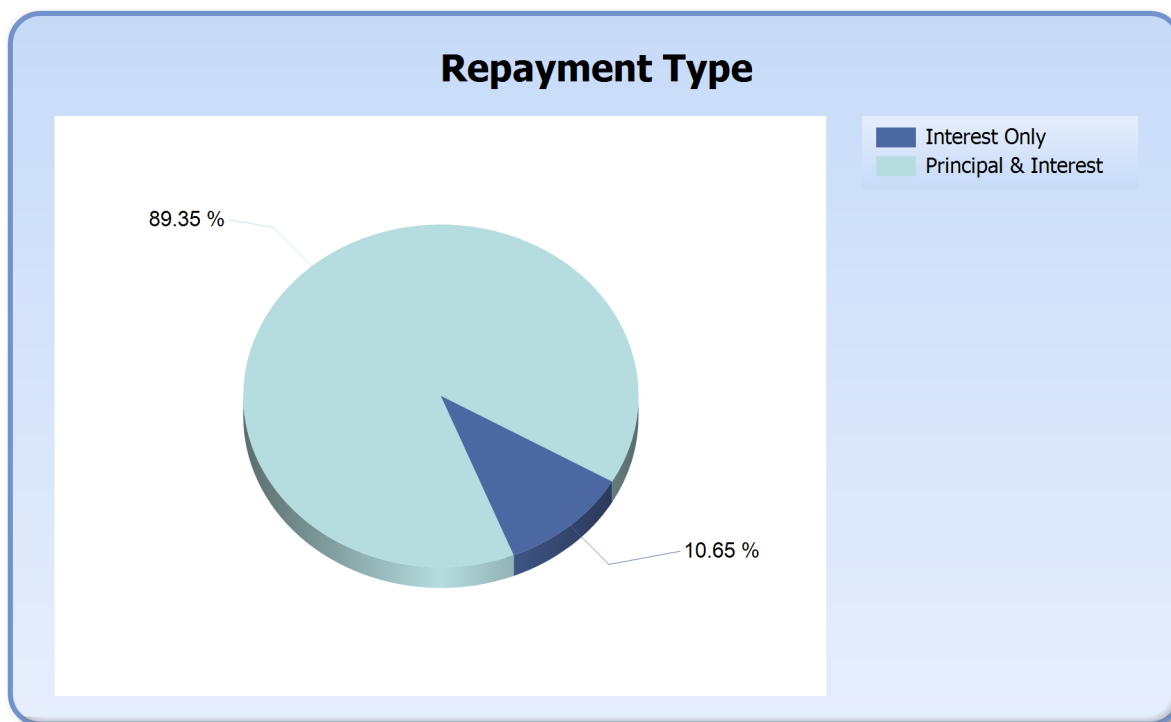
Interest Type	Current Balance	Current Balance %
Fixed Rate	\$35,047,600.34	8.02%
Variable Rate	\$401,942,556.74	91.98%
<b>Total</b>	<b>\$436,990,157.08</b>	<b>100.00%</b>



# IDOL Trust 2010-1

## General Collateral Report

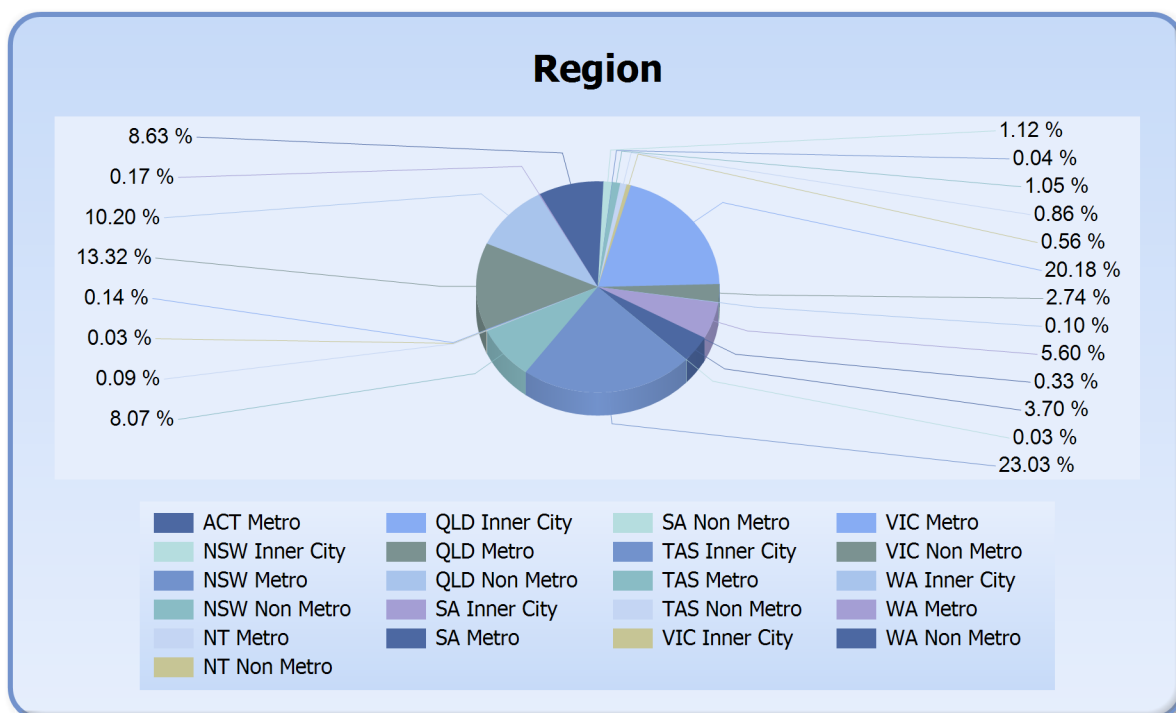
Repayment Type	Current Balance	Current Balance %
Interest Only	\$46,551,137.28	10.65%
Principal & Interest	\$390,439,019.80	89.35%
<b>Total</b>	<b>\$436,990,157.08</b>	<b>100.00%</b>



# IDOL Trust 2010-1

## General Collateral Report

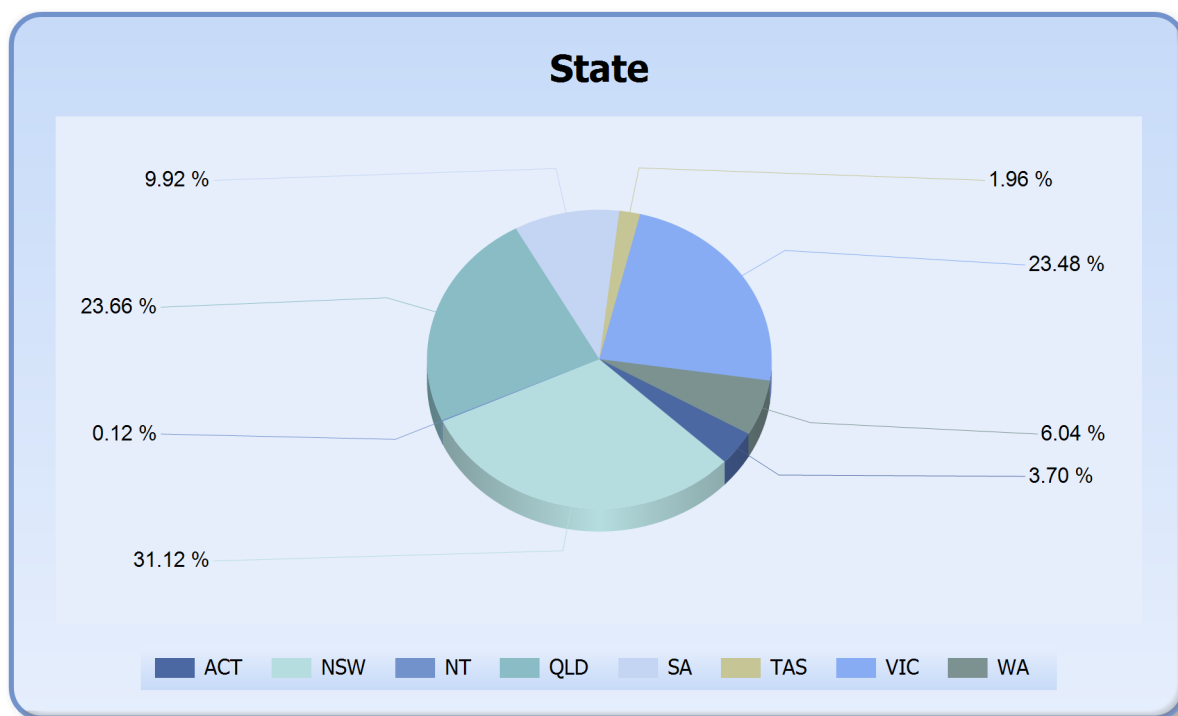
Region	Current Balance	Current Balance %
ACT Metro	\$16,185,094.10	3.70%
NSW Inner City	\$118,505.48	0.03%
NSW Metro	\$100,621,982.41	23.03%
NSW Non Metro	\$35,263,482.08	8.07%
NT Metro	\$410,969.37	0.09%
NT Non Metro	\$131,822.83	0.03%
QLD Inner City	\$596,787.09	0.14%
QLD Metro	\$58,197,549.93	13.32%
QLD Non Metro	\$44,590,348.30	10.20%
SA Inner City	\$726,980.02	0.17%
SA Metro	\$37,704,875.99	8.63%
SA Non Metro	\$4,901,388.51	1.12%
TAS Inner City	\$189,915.22	0.04%
TAS Metro	\$4,602,072.63	1.05%
TAS Non Metro	\$3,756,453.05	0.86%
VIC Inner City	\$2,467,757.24	0.56%
VIC Metro	\$88,184,221.21	20.18%
VIC Non Metro	\$11,953,297.49	2.74%
WA Inner City	\$449,250.68	0.10%
WA Metro	\$24,478,632.80	5.60%
WA Non Metro	\$1,458,770.65	0.33%
<b>Total</b>	<b>\$436,990,157.08</b>	<b>100.00%</b>



# IDOL Trust 2010-1

## General Collateral Report

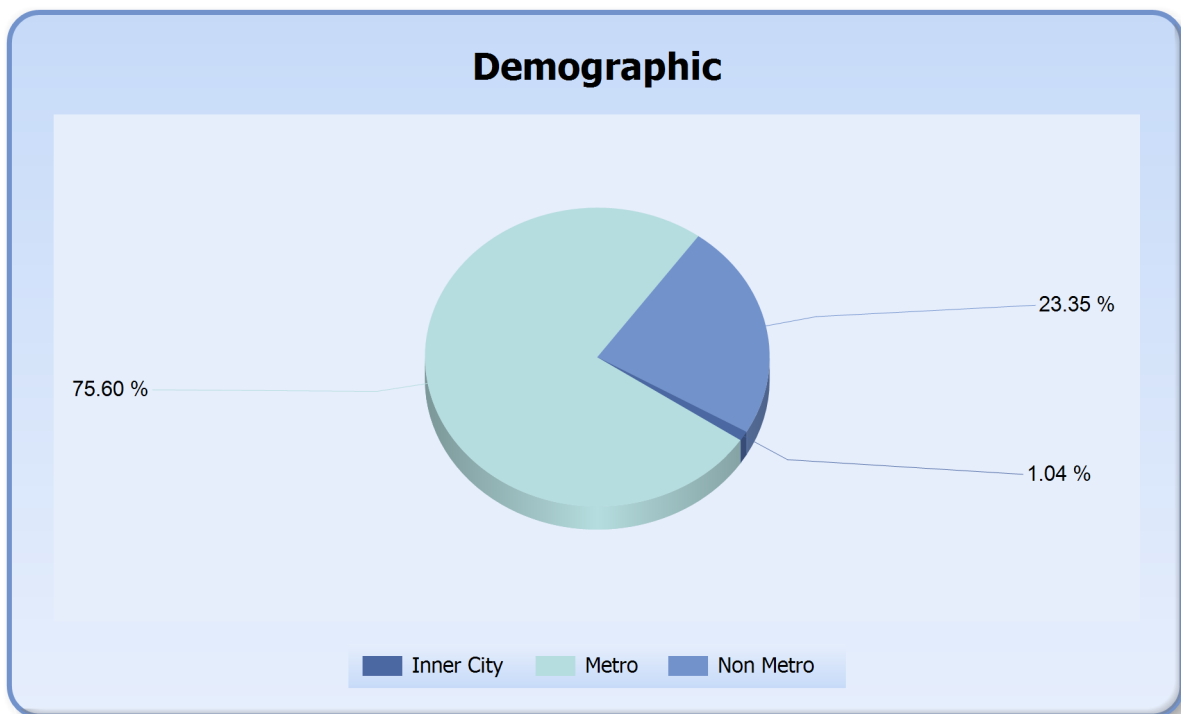
State	Current Balance	Current Balance %
ACT	\$16,185,094.10	3.70%
NSW	\$136,003,969.97	31.12%
NT	\$542,792.20	0.12%
QLD	\$103,384,685.32	23.66%
SA	\$43,333,244.52	9.92%
TAS	\$8,548,440.90	1.96%
VIC	\$102,605,275.94	23.48%
WA	\$26,386,654.13	6.04%
<b>Total</b>	<b>\$436,990,157.08</b>	<b>100.00%</b>



# IDOL Trust 2010-1

## General Collateral Report

Demographic	Current Balance	Current Balance %
Inner City	\$4,549,195.73	1.04%
Metro	\$330,385,398.44	75.60%
Non Metro	\$102,055,562.91	23.35%
<b>Total</b>	<b>\$436,990,157.08</b>	<b>100.00%</b>

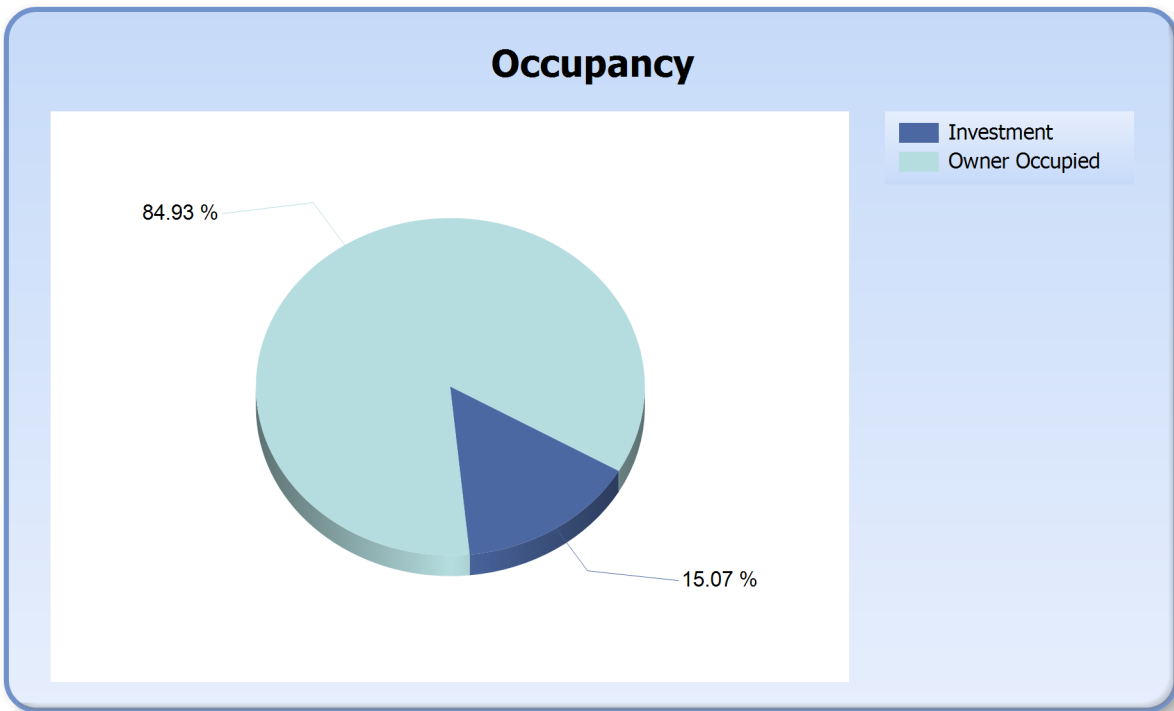




# IDOL Trust 2010-1

## General Collateral Report

Occupancy Type	Current Balance	Current Balance %
Investment	\$65,836,965.65	15.07%
Owner Occupied	\$371,153,191.43	84.93%
<b>Total</b>	<b>\$436,990,157.08</b>	<b>100.00%</b>



# IDOL Trust 2010-1

## General Collateral Report

Document Type	Current Balance	Current Balance %
Full Doc	\$436,990,157.08	100%
<b>Total</b>	<b>\$436,990,157.08</b>	<b>100%</b>

