

# IDOL Trust 2010-1

## General Collateral Report

### Monthly Analysis Details:

Date of Pool Cut:	31 Jan 2015
Number of Loans:	1,723
Total Current Balance:	\$271,557,661.91
Total Original Balance:	\$396,264,135.00
Total Current Variable Balance:	\$249,223,275.33
Total Current Fixed Balance:	\$22,334,386.58
Fixed Rate Balance as % of Total:	8.22%
Maximum Current Loan Balance:	\$617,184.94
Maximum Original Loan Balance:	\$890,000.00
Maximum Current LVR:	93.47%
Average Current Loan Balance:	\$157,607.46
Average Original Loan Balance:	\$229,984.99
Weighted Average Current LVR:	60.31%

	Full Doc	Lo Doc	Total
% Insured Loans Covered by Genworth	100.00%	0.00%	100.00%
Total	100.00%	0.00%	100.00%

Weighted Average Borrower Interest Rate:	5.21%
Weighted Average Variable Borrower Interest Rate:	5.20%
Weighted Average Fixed Borrower Interest Rate:	5.24%

# IDOL Trust 2010-1

---

## General Collateral Report

	<b>Months</b>	<b>Years</b>
<b>Maximum Remaining Term:</b>	329.00	27.42
<b>Weighted Average Remaining Term:</b>	274.46	22.87
<b>Maximum Original Term:</b>	360.00	30.00
<b>Weighted Average Original Term:</b>	357.15	29.76
<b>Weighted Average Seasoning:</b>	82.53	6.88

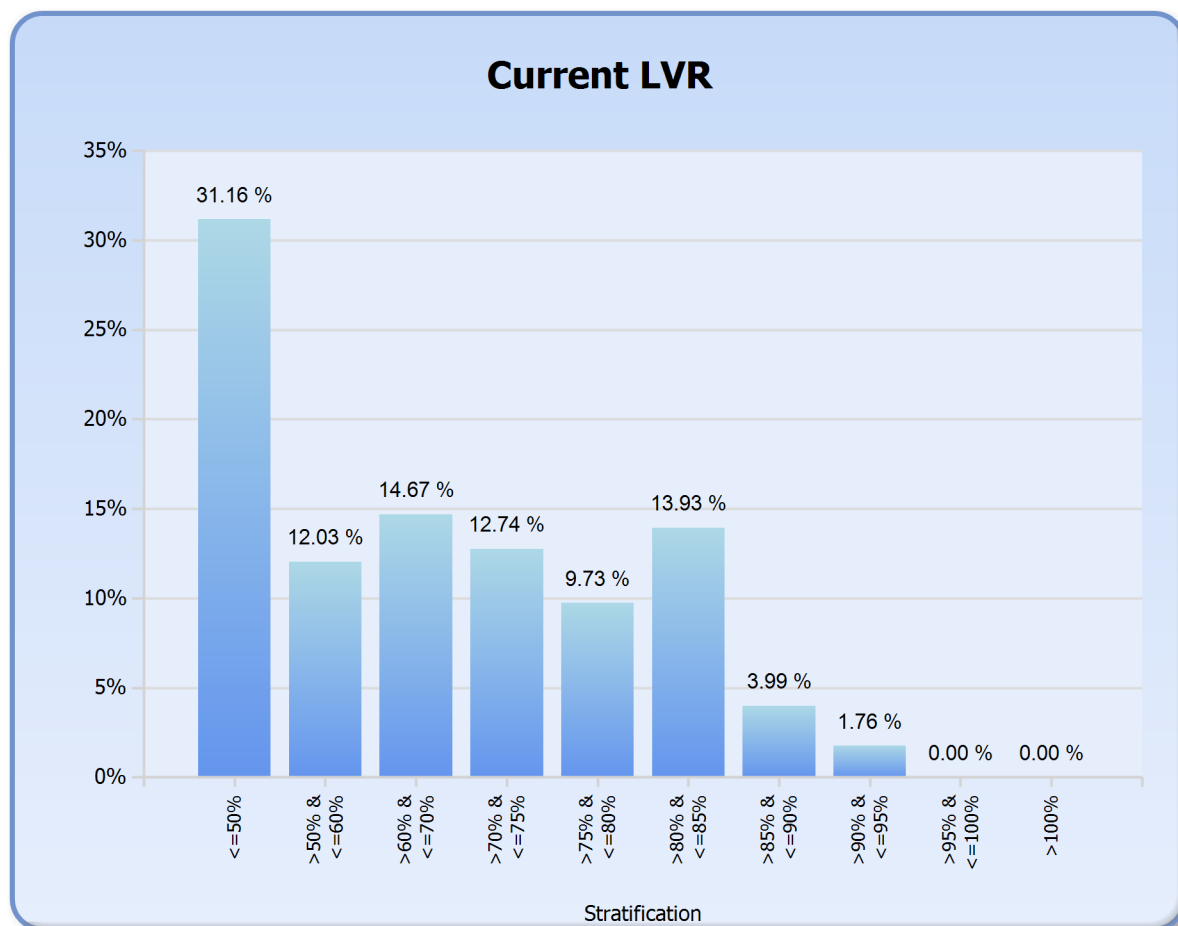
**Investment Properties as % of Total:** 15.65%

<b>Arrears Distribution:</b>	<b>Balance</b>
<= 30 days:	\$270,747,107.03
31 - 60 days:	\$747,651.54
61 - 90 days:	\$0.00
91+ days:	\$62,903.34

# IDOL Trust 2010-1

## General Collateral Report

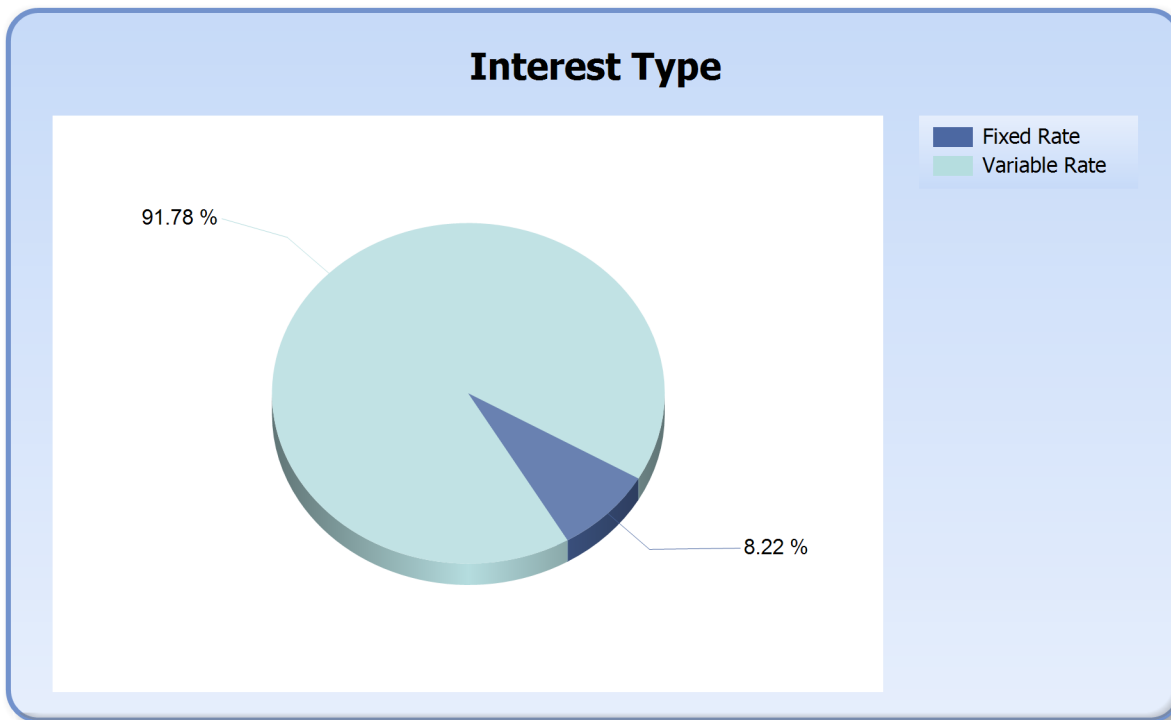
Current LVR	Current Balance	Current Balance %
<=50%	\$84,614,953.78	31.16%
>50% & <=60%	\$32,661,486.02	12.03%
>60% & <=70%	\$39,846,427.67	14.67%
>70% & <=75%	\$34,597,903.45	12.74%
>75% & <=80%	\$26,414,377.60	9.73%
>80% & <=85%	\$37,824,420.86	13.93%
>85% & <=90%	\$10,826,784.62	3.99%
>90% & <=95%	\$4,771,307.91	1.76%
>95% & <=100%	\$0.00	0.00%
>100%	\$0.00	0.00%
<b>Total</b>	<b>\$271,557,661.91</b>	<b>100.00%</b>



# IDOL Trust 2010-1

## General Collateral Report

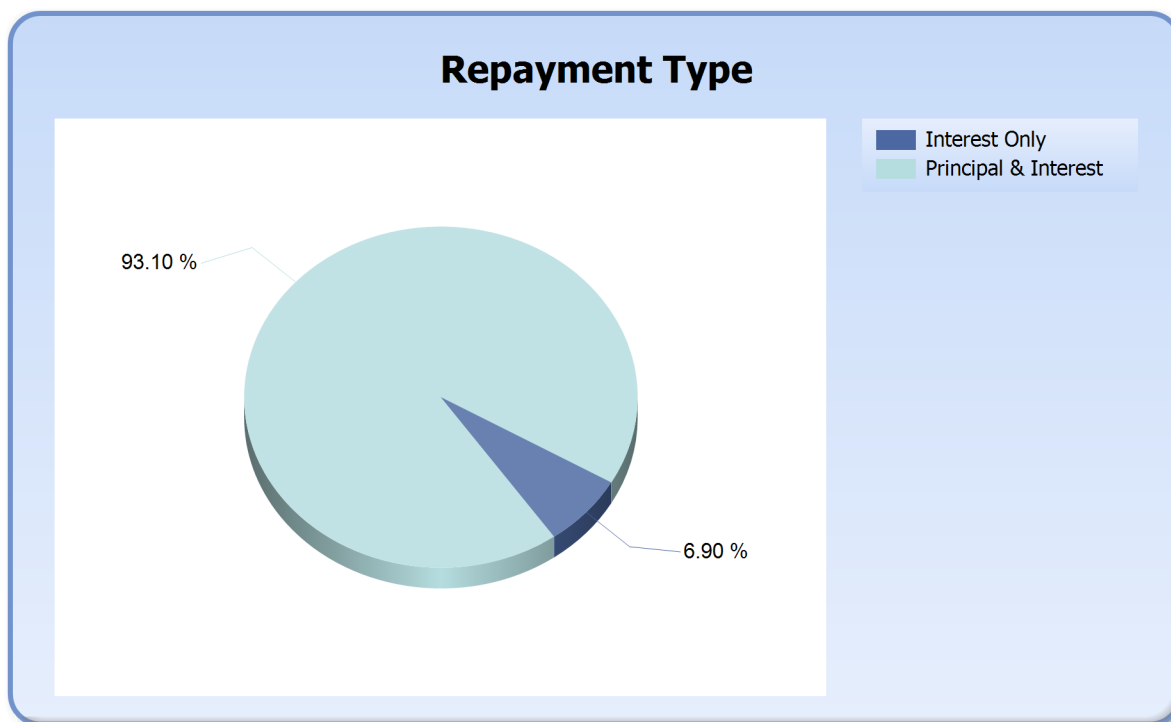
Interest Type	Current Balance	Current Balance %
FIXED RATE	\$22,334,386.58	8.22%
VARIABLE RATE	\$249,223,275.33	91.78%
<b>Total</b>	<b>\$271,557,661.91</b>	<b>100.00%</b>



# IDOL Trust 2010-1

## General Collateral Report

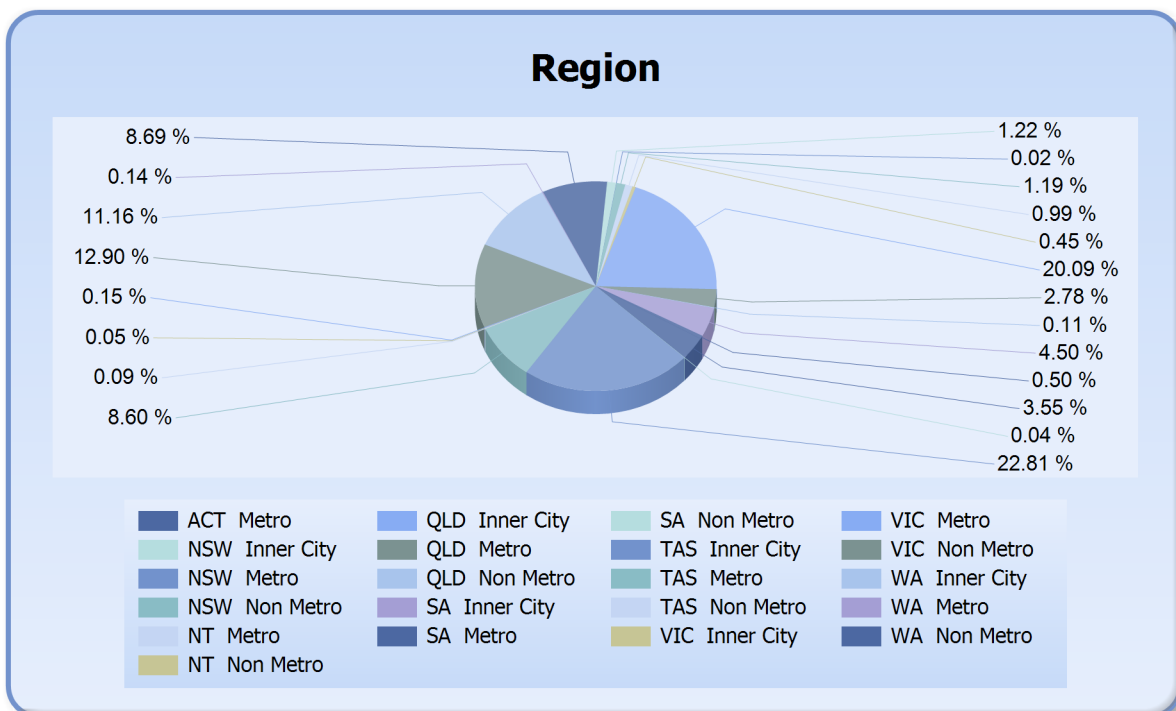
Repayment Type	Current Balance	Current Balance %
Interest Only	\$18,742,944.56	6.90%
Principal & Interest	\$252,814,717.35	93.10%
<b>Total</b>	<b>\$271,557,661.91</b>	<b>100.00%</b>



# IDOL Trust 2010-1

## General Collateral Report

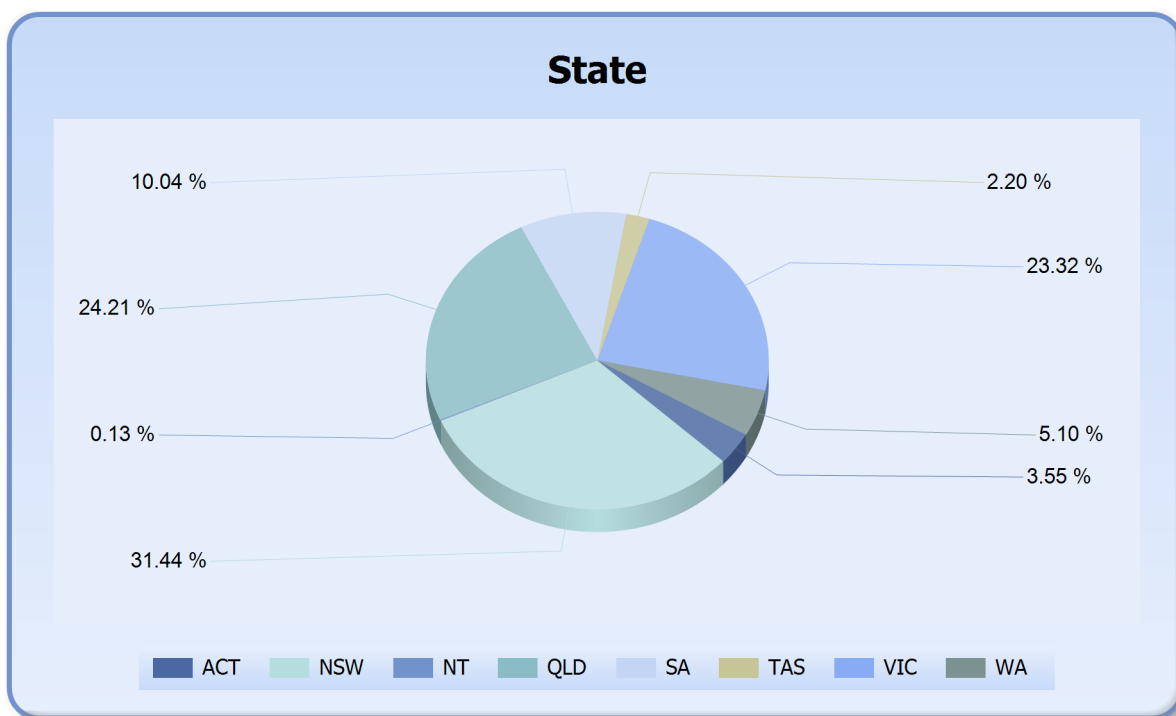
Region	Current Balance	Current Balance %
ACT Metro	\$9,627,263.74	3.55%
NSW Inner City	\$96,194.80	0.04%
NSW Metro	\$61,940,012.85	22.81%
NSW Non Metro	\$23,350,293.34	8.60%
NT Metro	\$239,055.79	0.09%
NT Non Metro	\$127,004.56	0.05%
QLD Inner City	\$397,325.79	0.15%
QLD Metro	\$35,034,199.62	12.90%
QLD Non Metro	\$30,311,607.94	11.16%
SA Inner City	\$367,734.51	0.14%
SA Metro	\$23,607,719.46	8.69%
SA Non Metro	\$3,300,410.42	1.22%
TAS Inner City	\$62,299.06	0.02%
TAS Metro	\$3,236,779.98	1.19%
TAS Non Metro	\$2,684,515.82	0.99%
VIC Inner City	\$1,209,282.84	0.45%
VIC Metro	\$54,563,108.50	20.09%
VIC Non Metro	\$7,542,224.42	2.78%
WA Inner City	\$285,439.89	0.11%
WA Metro	\$12,218,371.86	4.50%
WA Non Metro	\$1,356,816.72	0.50%
<b>Total</b>	<b>\$271,557,661.91</b>	<b>100.00%</b>



# IDOL Trust 2010-1

## General Collateral Report

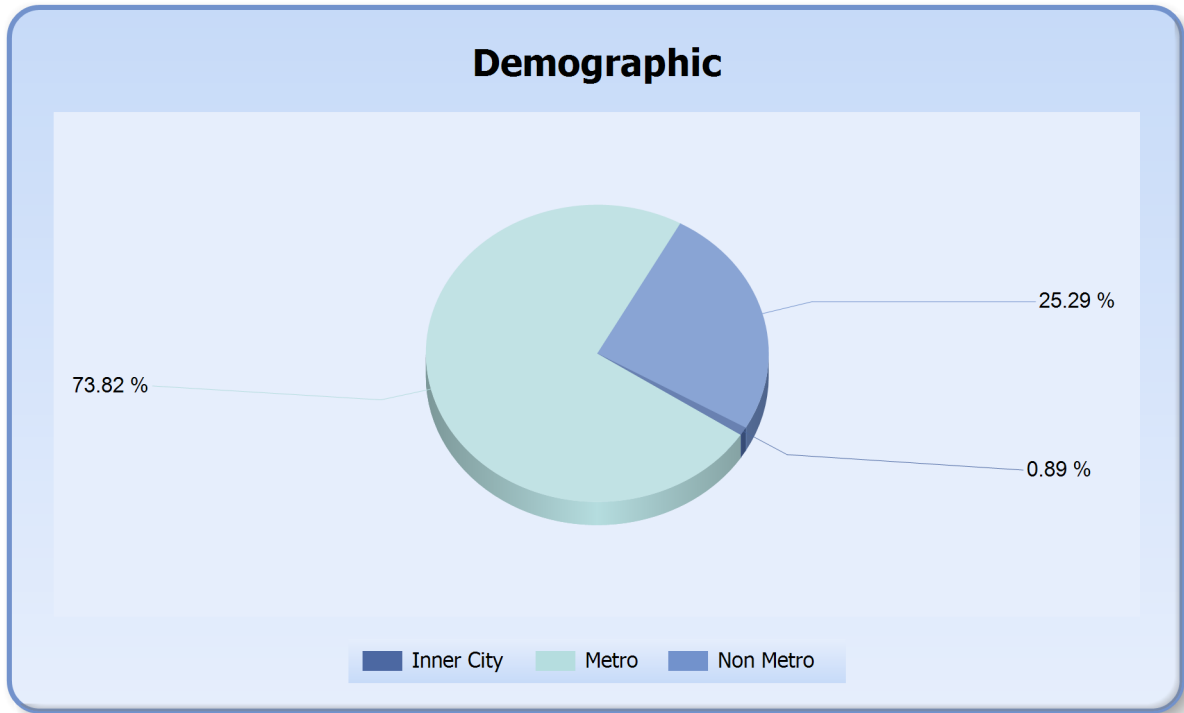
State	Current Balance	Current Balance %
ACT	\$9,627,263.74	3.55%
NSW	\$85,386,500.99	31.44%
NT	\$366,060.35	0.13%
QLD	\$65,743,133.35	24.21%
SA	\$27,275,864.39	10.04%
TAS	\$5,983,594.86	2.20%
VIC	\$63,314,615.76	23.32%
WA	\$13,860,628.47	5.10%
<b>Total</b>	<b>\$271,557,661.91</b>	<b>100.00%</b>



# IDOL Trust 2010-1

## General Collateral Report

Demographic	Current Balance	Current Balance %
Inner City	\$2,418,276.89	0.89%
Metro	\$200,466,511.80	73.82%
Non Metro	\$68,672,873.22	25.29%
<b>Total</b>	<b>\$271,557,661.91</b>	<b>100.00%</b>



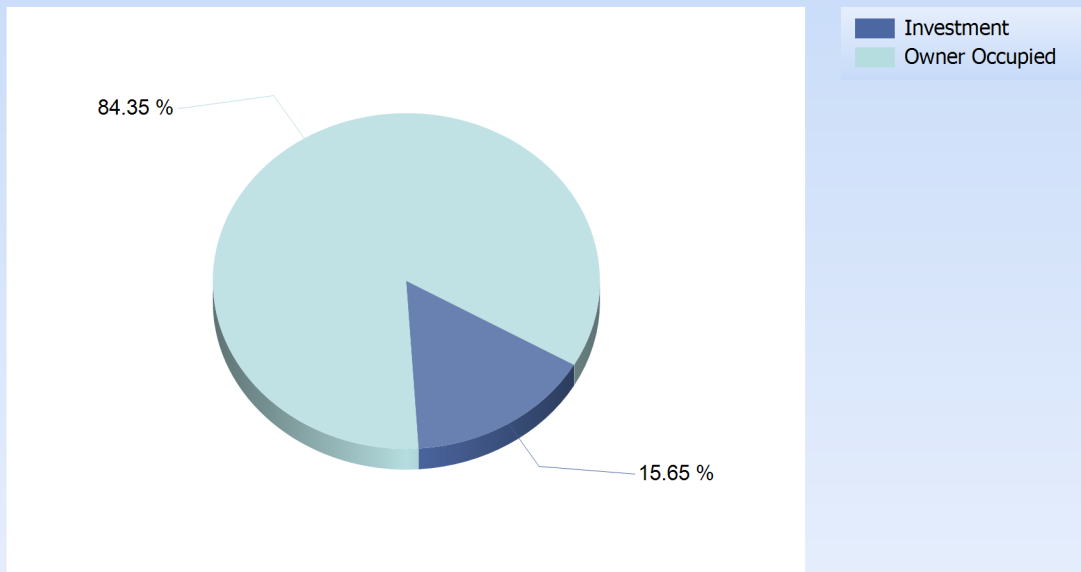


# IDOL Trust 2010-1

## General Collateral Report

Occupancy Type	Current Balance	Current Balance %
Investment	\$42,490,517.35	15.65%
Owner Occupied	\$229,067,144.56	84.35%
<b>Total</b>	<b>\$271,557,661.91</b>	<b>100.00%</b>

### Occupancy



# IDOL Trust 2010-1

## General Collateral Report

Document Type	Current Balance	Current Balance %
Full Doc	\$271,557,661.91	100.00%
<b>Total</b>	<b>\$271,557,661.91</b>	<b>100.00%</b>

