

# IDOL Trust 2010-1

## General Collateral Report

---

### Monthly Analysis Details:

<b>Date of Pool Cut:</b>	<b>31 Jan 2013</b>
<b>Number of Loans:</b>	<b>2,645</b>
<b>Total Current Balance:</b>	<b>\$489,990,815.00</b>
<b>Total Original Balance:</b>	<b>\$620,231,921.00</b>
<b>Total Current Variable Balance:</b>	<b>\$449,710,529.35</b>
<b>Total Current Fixed Balance:</b>	<b>\$40,280,285.65</b>
<b>Fixed Rate Balance as % of Total:</b>	<b>8.22%</b>
<b>Maximum Current Loan Balance:</b>	<b>\$639,264.63</b>
<b>Maximum Original Loan Balance:</b>	<b>\$890,000.00</b>
<b>Maximum Current LVR:</b>	<b>93.86%</b>
<b>Average Current Loan Balance:</b>	<b>\$185,251.73</b>
<b>Average Original Loan Balance:</b>	<b>\$234,492.22</b>
<b>Weighted Average Current LVR:</b>	<b>63.92%</b>

	<b>Full Doc</b>	<b>Lo Doc</b>	<b>Total</b>
% Insured Loans Covered by Genworth	100.00%	0.00%	100.00%
Total	100.00%	0.00%	100.00%

<b>Weighted Average Borrower Interest Rate:</b>	<b>5.81%</b>
<b>Weighted Average Variable Borrower Interest Rate:</b>	<b>5.71%</b>
<b>Weighted Average Fixed Borrower Interest Rate:</b>	<b>6.89%</b>

# IDOL Trust 2010-1

---

## General Collateral Report

	<b>Months</b>	<b>Years</b>
<b>Maximum Remaining Term:</b>	359.40	29.95
<b>Weighted Average Remaining Term:</b>	298.31	24.86
<b>Maximum Original Term:</b>	360.00	30.00
<b>Weighted Average Original Term:</b>	356.98	29.75
<b>Weighted Average Seasoning:</b>	58.52	4.88

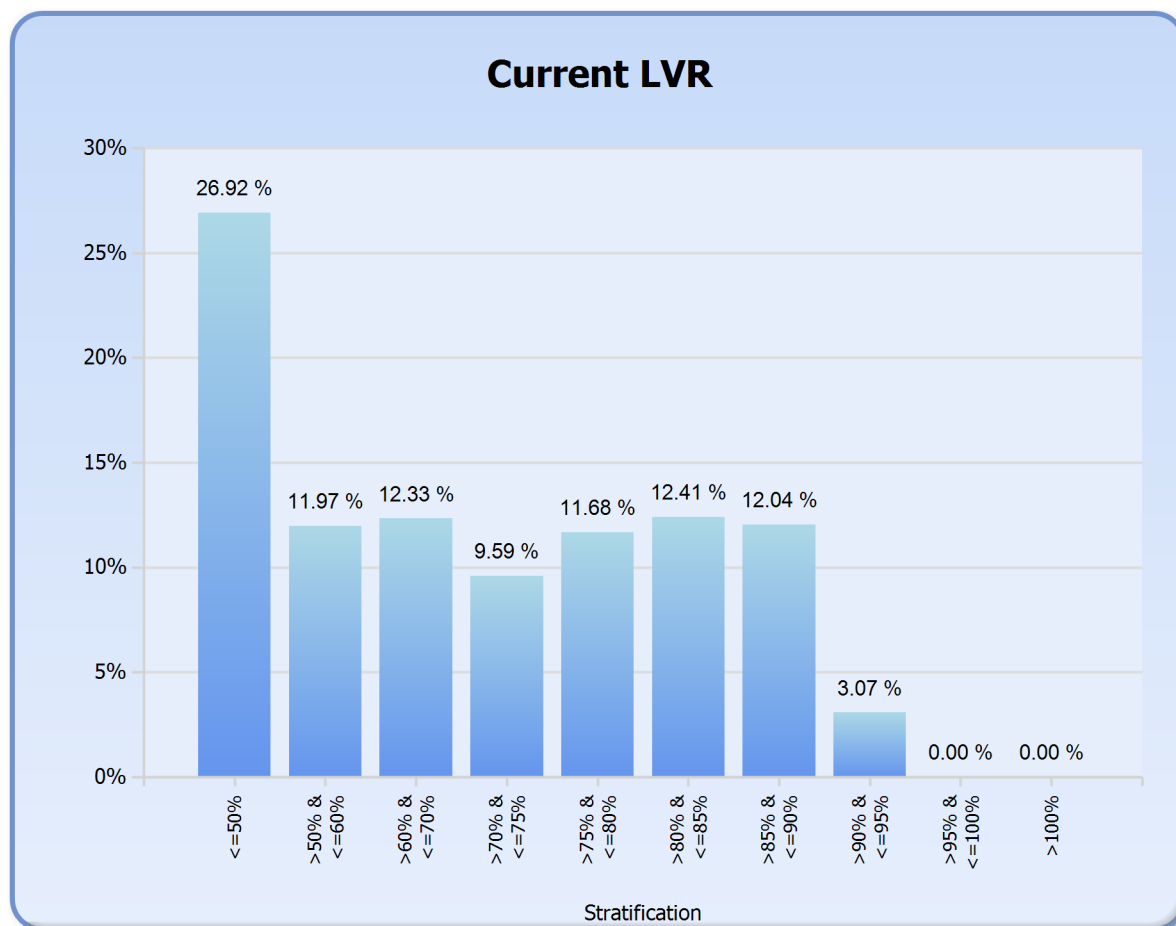
**Investment Properties as % of Total:** 14.63%

<b>Arrears Distribution:</b>	<b>Balance</b>
<= 30 days:	\$488,352,517.23
31 - 60 days:	\$636,110.88
61 - 90 days:	\$0.00
91+ days:	\$1,002,186.89

# IDOL Trust 2010-1

## General Collateral Report

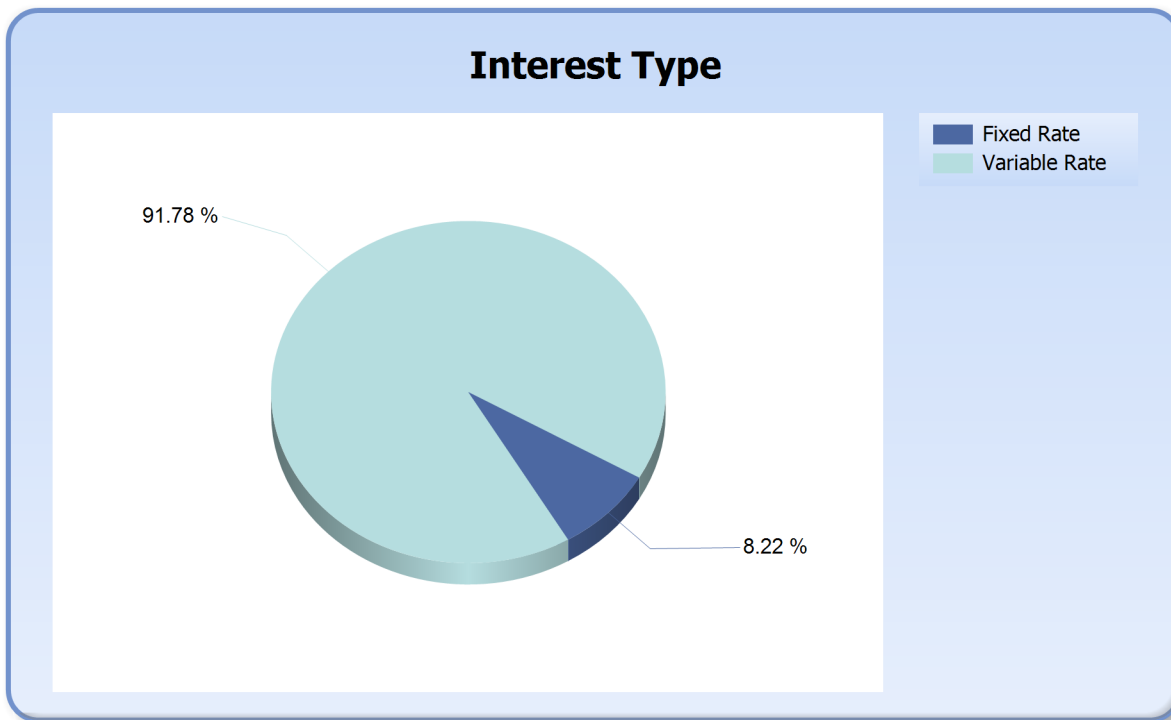
Current LVR	Current Balance	Current Balance %
<=50%	\$131,891,770.03	26.92%
>50% & <=60%	\$58,648,739.91	11.97%
>60% & <=70%	\$60,424,909.69	12.33%
>70% & <=75%	\$46,978,022.74	9.59%
>75% & <=80%	\$57,233,512.15	11.68%
>80% & <=85%	\$60,785,614.55	12.41%
>85% & <=90%	\$58,979,454.51	12.04%
>90% & <=95%	\$15,048,791.42	3.07%
>95% & <=100%	\$0.00	0.00%
>100%	\$0.00	0.00%
<b>Total</b>	<b>\$489,990,815.00</b>	<b>100.00%</b>



# IDOL Trust 2010-1

## General Collateral Report

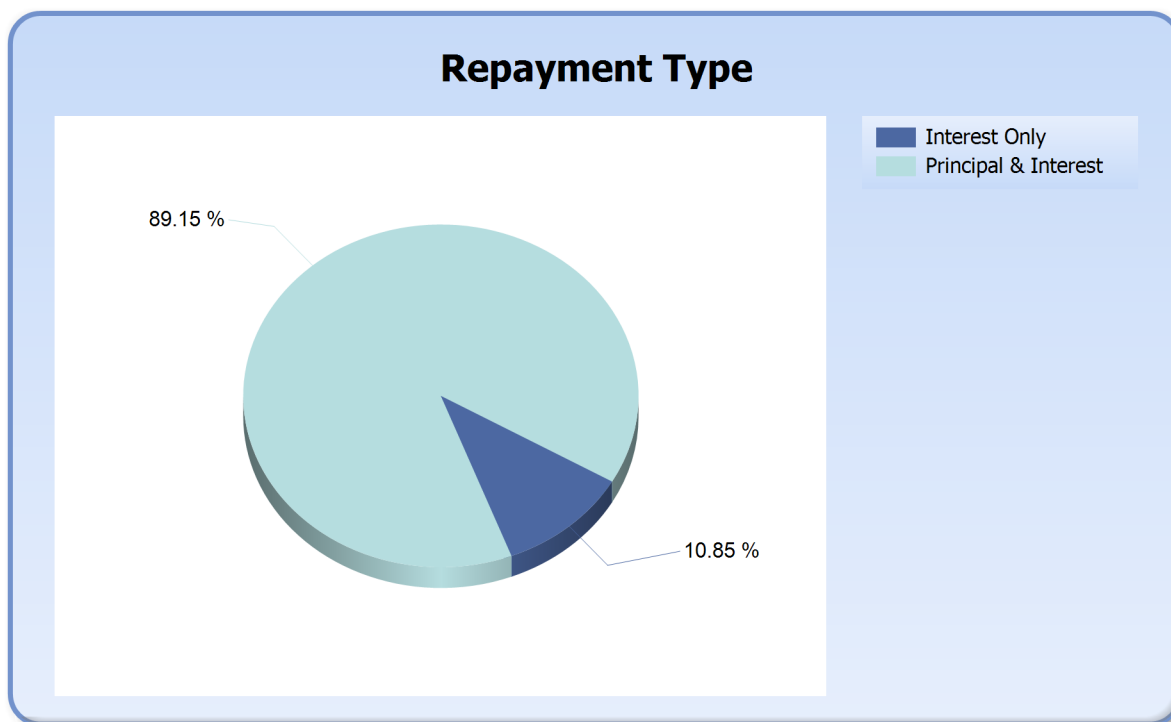
Interest Type	Current Balance	Current Balance %
Fixed Rate	\$40,280,285.65	8.22%
Variable Rate	\$449,710,529.35	91.78%
<b>Total</b>	<b>\$489,990,815.00</b>	<b>100.00%</b>



# IDOL Trust 2010-1

## General Collateral Report

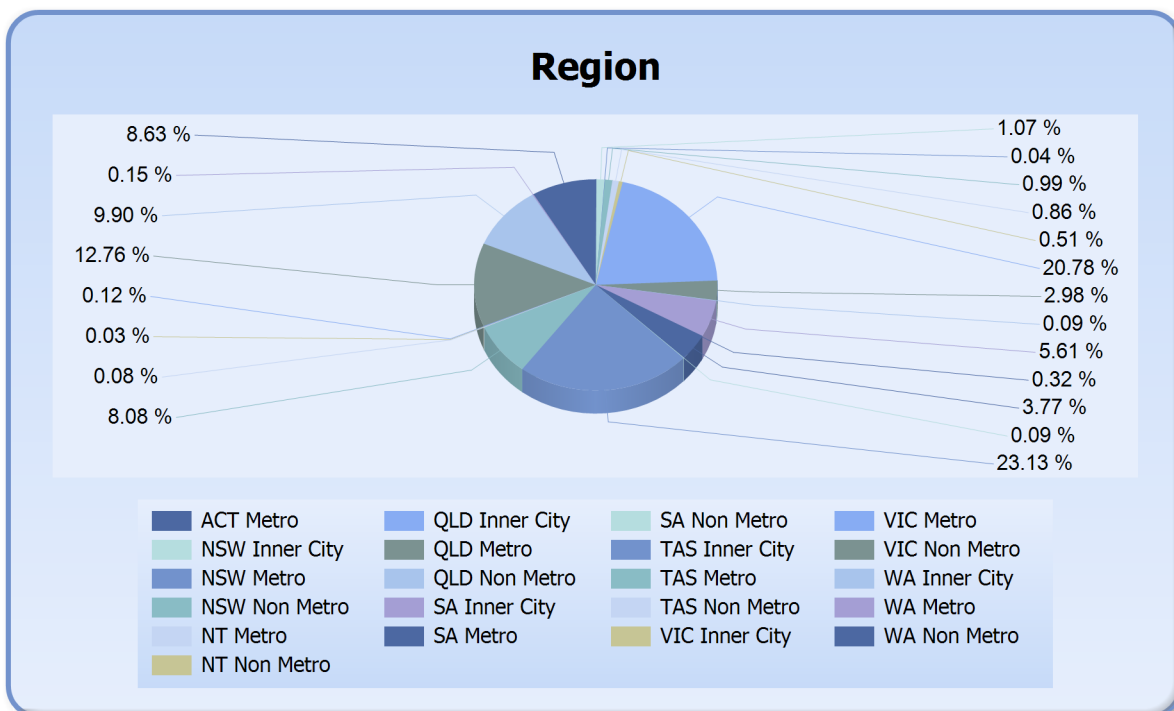
Repayment Type	Current Balance	Current Balance %
Interest Only	\$53,146,156.47	10.85%
Principal & Interest	\$436,844,658.53	89.15%
<b>Total</b>	<b>\$489,990,815.00</b>	<b>100.00%</b>



# IDOL Trust 2010-1

## General Collateral Report

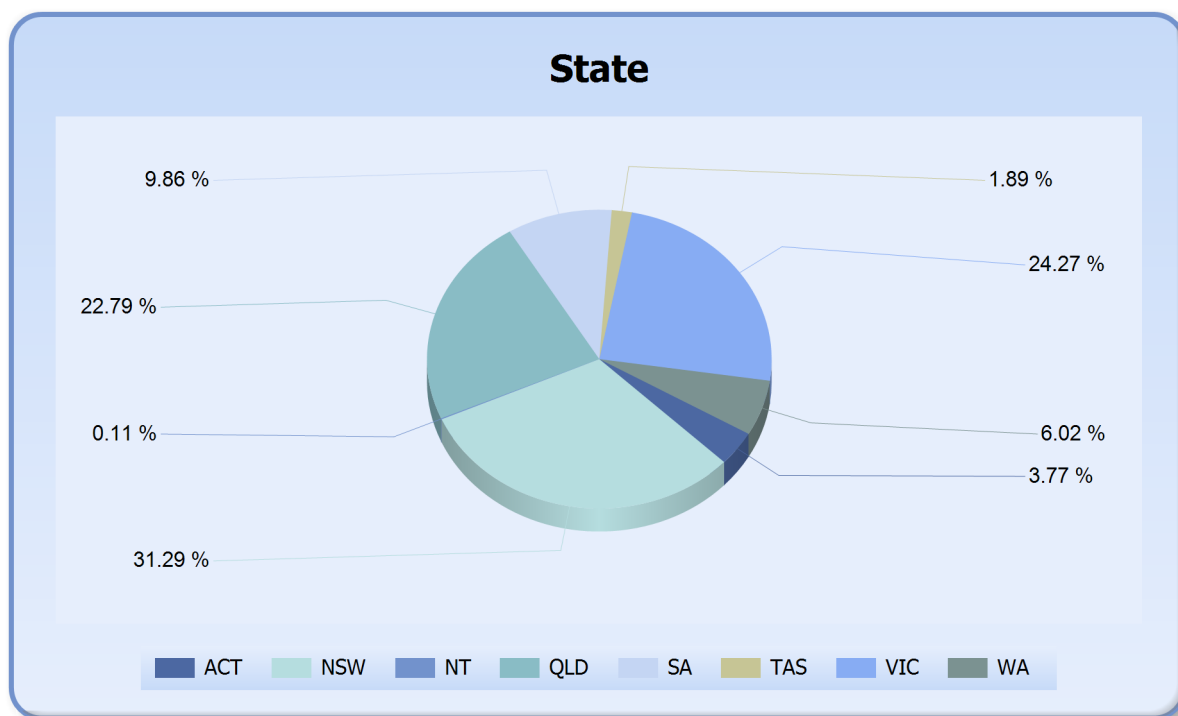
Region	Current Balance	Current Balance %
ACT Metro	\$18,468,644.37	3.77%
NSW Inner City	\$423,865.39	0.09%
NSW Metro	\$113,316,943.67	23.13%
NSW Non Metro	\$39,596,407.98	8.08%
NT Metro	\$416,050.91	0.08%
NT Non Metro	\$133,020.27	0.03%
QLD Inner City	\$602,437.38	0.12%
QLD Metro	\$62,524,692.22	12.76%
QLD Non Metro	\$48,520,842.65	9.90%
SA Inner City	\$748,541.99	0.15%
SA Metro	\$42,303,001.04	8.63%
SA Non Metro	\$5,257,942.23	1.07%
TAS Inner City	\$196,317.88	0.04%
TAS Metro	\$4,841,171.79	0.99%
TAS Non Metro	\$4,222,269.27	0.86%
VIC Inner City	\$2,482,939.20	0.51%
VIC Metro	\$101,835,791.01	20.78%
VIC Non Metro	\$14,601,206.89	2.98%
WA Inner City	\$449,326.37	0.09%
WA Metro	\$27,484,483.54	5.61%
WA Non Metro	\$1,564,918.95	0.32%
<b>Total</b>	<b>\$489,990,815.00</b>	<b>100.00%</b>



# IDOL Trust 2010-1

## General Collateral Report

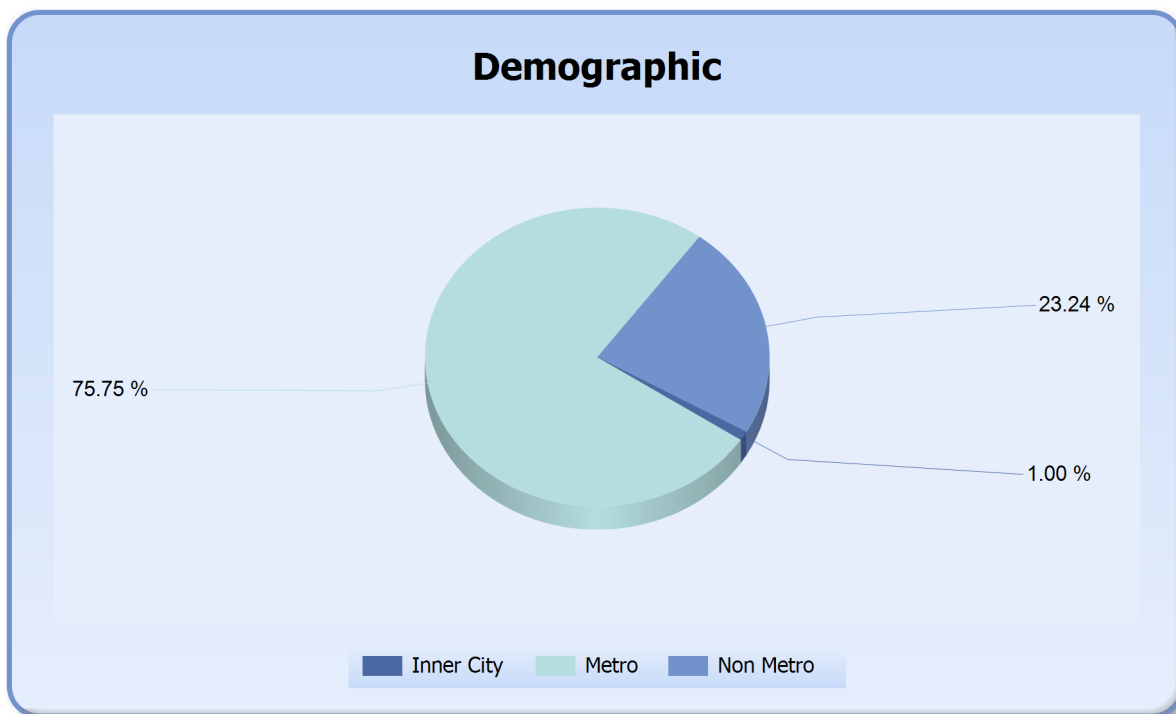
State	Current Balance	Current Balance %
ACT	\$18,468,644.37	3.77%
NSW	\$153,337,217.04	31.29%
NT	\$549,071.18	0.11%
QLD	\$111,647,972.25	22.79%
SA	\$48,309,485.26	9.86%
TAS	\$9,259,758.94	1.89%
VIC	\$118,919,937.10	24.27%
WA	\$29,498,728.86	6.02%
<b>Total</b>	<b>\$489,990,815.00</b>	<b>100.00%</b>



# IDOL Trust 2010-1

## General Collateral Report

Demographic	Current Balance	Current Balance %
Inner City	\$4,903,428.21	1.00%
Metro	\$371,190,778.55	75.75%
Non Metro	\$113,896,608.24	23.24%
<b>Total</b>	<b>\$489,990,815.00</b>	<b>100.00%</b>



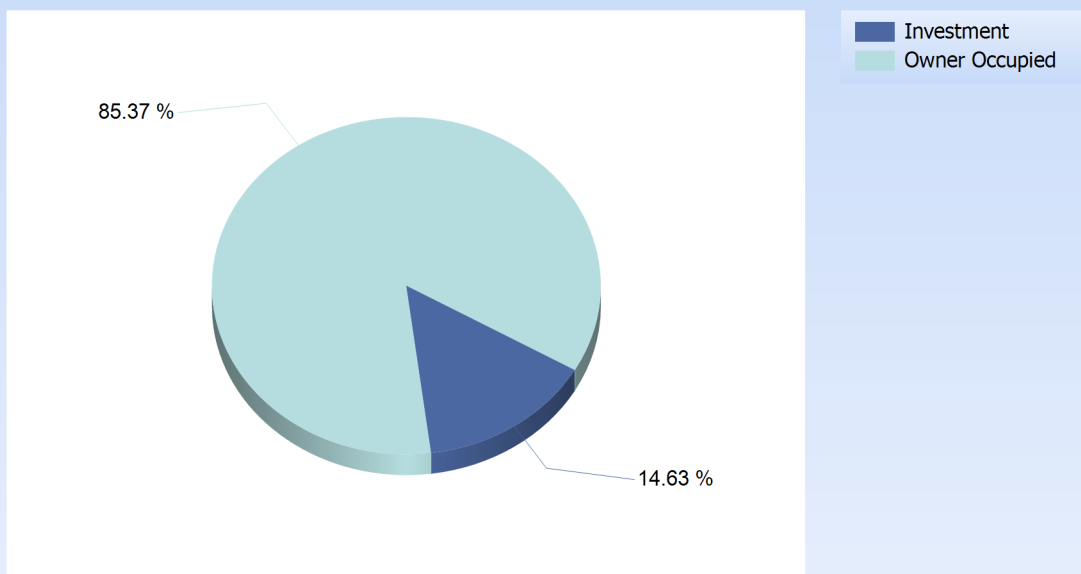


# IDOL Trust 2010-1

## General Collateral Report

Occupancy Type	Current Balance	Current Balance %
Investment	\$71,673,431.35	14.63%
Owner Occupied	\$418,317,383.65	85.37%
<b>Total</b>	<b>\$489,990,815.00</b>	<b>100.00%</b>

### Occupancy



# IDOL Trust 2010-1

## General Collateral Report

Document Type	Current Balance	Current Balance %
Full Doc	\$489,990,815.00	100%
<b>Total</b>	<b>\$489,990,815.00</b>	<b>100%</b>

