

# IDOL Trust 2010-1

## General Collateral Report

### Monthly Analysis Details:

<b>Date of Pool Cut:</b>	<b>31 Dec 2013</b>
<b>Number of Loans:</b>	<b>2,160</b>
<b>Total Current Balance:</b>	<b>\$374,066,069.14</b>
<b>Total Original Balance:</b>	<b>\$503,983,174.00</b>
<b>Total Current Variable Balance:</b>	<b>\$344,010,264.47</b>
<b>Total Current Fixed Balance:</b>	<b>\$30,055,804.67</b>
<b>Fixed Rate Balance as % of Total:</b>	<b>8.03%</b>
<b>Maximum Current Loan Balance:</b>	<b>\$647,878.11</b>
<b>Maximum Original Loan Balance:</b>	<b>\$890,000.00</b>
<b>Maximum Current LVR:</b>	<b>99.58%</b>
<b>Average Current Loan Balance:</b>	<b>\$173,178.74</b>
<b>Average Original Loan Balance:</b>	<b>\$233,325.54</b>
<b>Weighted Average Current LVR:</b>	<b>62.32%</b>

	<b>Full Doc</b>	<b>Lo Doc</b>	<b>Total</b>
% Insured Loans Covered by Genworth	100.00%	0.00%	100.00%
Total	100.00%	0.00%	100.00%

<b>Weighted Average Borrower Interest Rate:</b>	<b>5.27%</b>
<b>Weighted Average Variable Borrower Interest Rate:</b>	<b>5.21%</b>
<b>Weighted Average Fixed Borrower Interest Rate:</b>	<b>5.94%</b>

# IDOL Trust 2010-1

---

## General Collateral Report

	<b>Months</b>	<b>Years</b>
<b>Maximum Remaining Term:</b>	342.00	28.5
<b>Weighted Average Remaining Term:</b>	287.58	23.96
<b>Maximum Original Term:</b>	360.00	30.00
<b>Weighted Average Original Term:</b>	356.98	29.75
<b>Weighted Average Seasoning:</b>	69.22	5.77

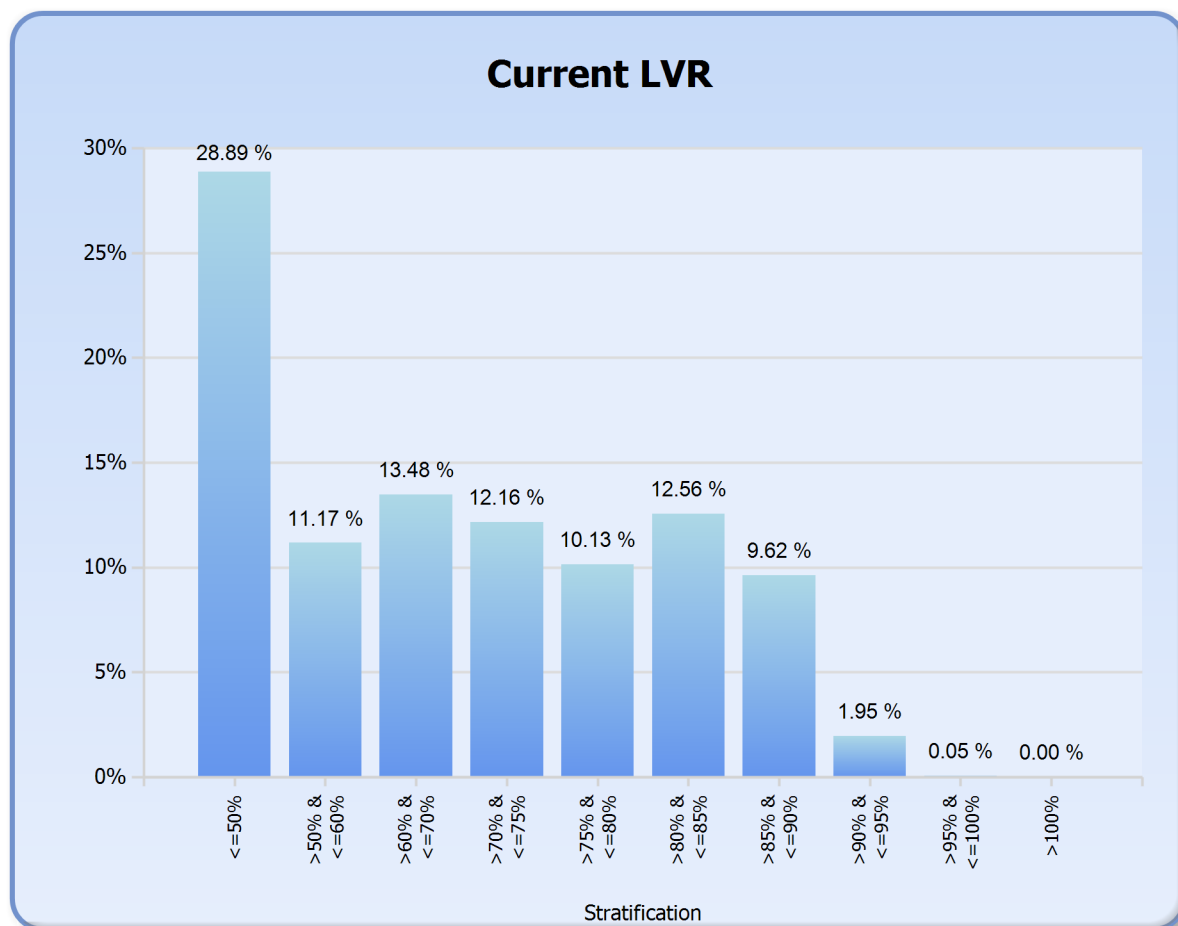
**Investment Properties as % of Total:** 15.38%

<b>Arrears Distribution:</b>	<b>Balance</b>
<= 30 days:	\$372,986,519.61
31 - 60 days:	\$919,744.45
61 - 90 days:	\$159,805.08
91+ days:	\$0.00

# IDOL Trust 2010-1

## General Collateral Report

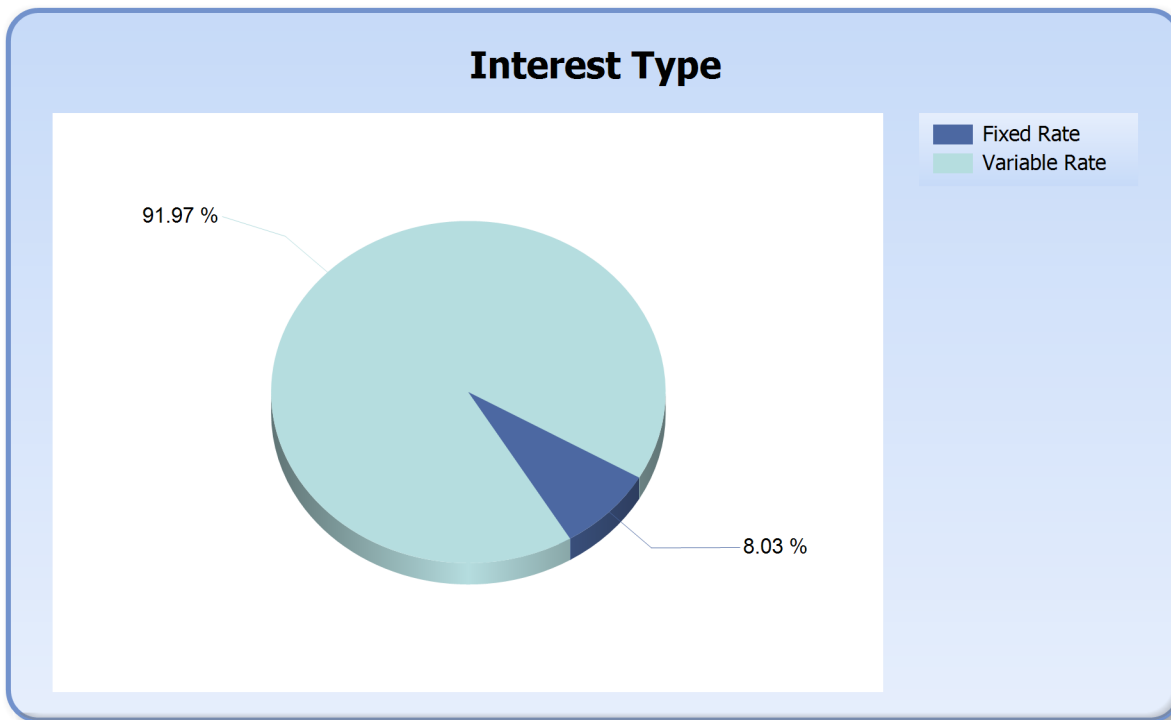
Current LVR	Current Balance	Current Balance %
<=50%	\$108,059,853.81	28.89%
>50% & <=60%	\$41,782,161.22	11.17%
>60% & <=70%	\$50,420,182.18	13.48%
>70% & <=75%	\$45,479,055.00	12.16%
>75% & <=80%	\$37,907,611.43	10.13%
>80% & <=85%	\$46,973,197.68	12.56%
>85% & <=90%	\$35,984,077.70	9.62%
>90% & <=95%	\$7,280,480.50	1.95%
>95% & <=100%	\$179,449.62	0.05%
>100%	\$0.00	0.00%
<b>Total</b>	<b>\$374,066,069.14</b>	<b>100.00%</b>



# IDOL Trust 2010-1

## General Collateral Report

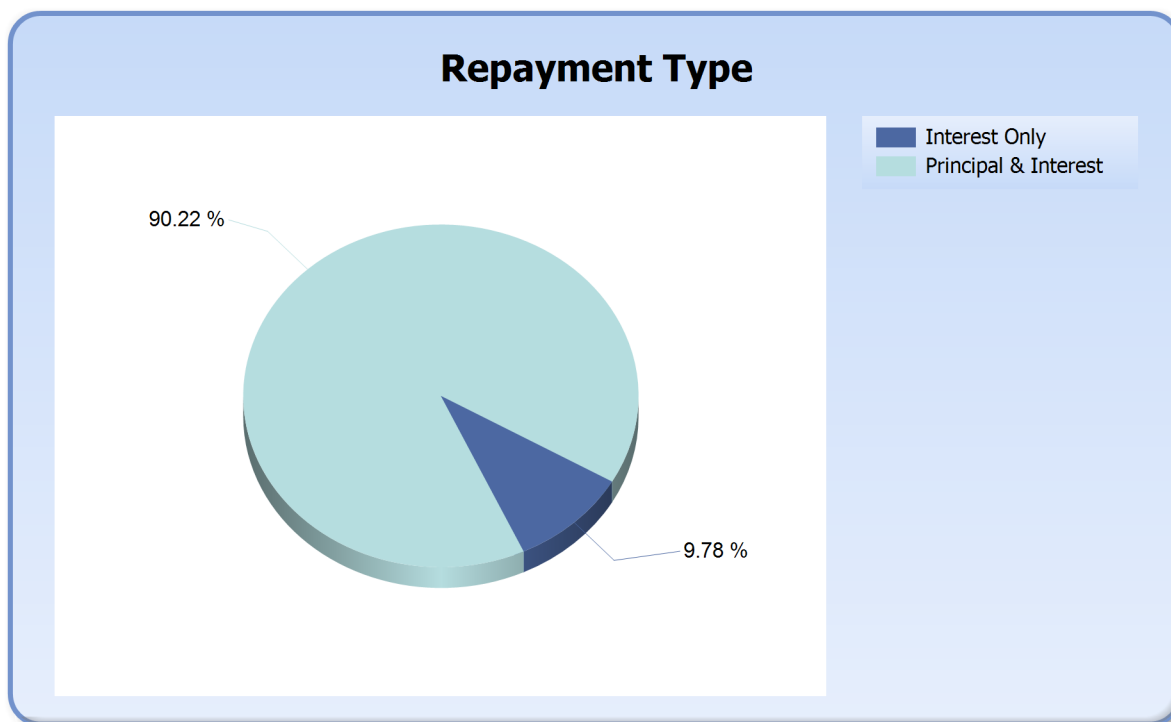
Interest Type	Current Balance	Current Balance %
Fixed Rate	\$30,055,804.67	8.03%
Variable Rate	\$344,010,264.47	91.97%
<b>Total</b>	<b>\$374,066,069.14</b>	<b>100.00%</b>



# IDOL Trust 2010-1

## General Collateral Report

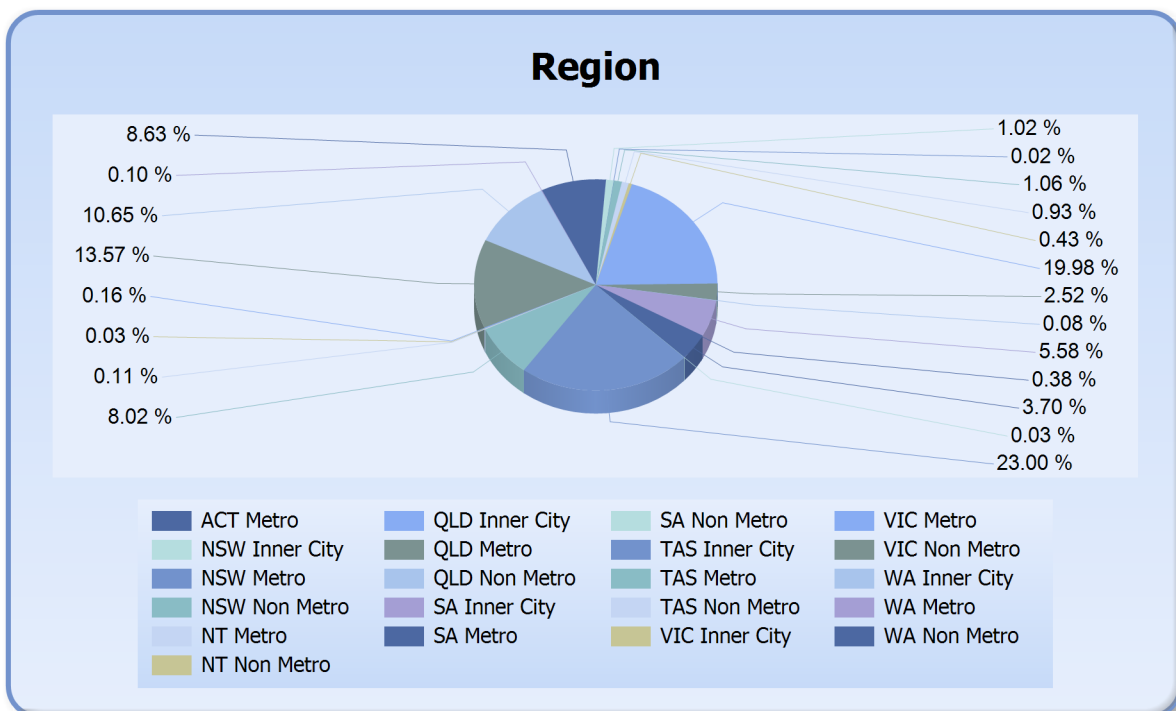
Repayment Type	Current Balance	Current Balance %
Interest Only	\$36,586,277.90	9.78%
Principal & Interest	\$337,479,791.24	90.22%
<b>Total</b>	<b>\$374,066,069.14</b>	<b>100.00%</b>



# IDOL Trust 2010-1

## General Collateral Report

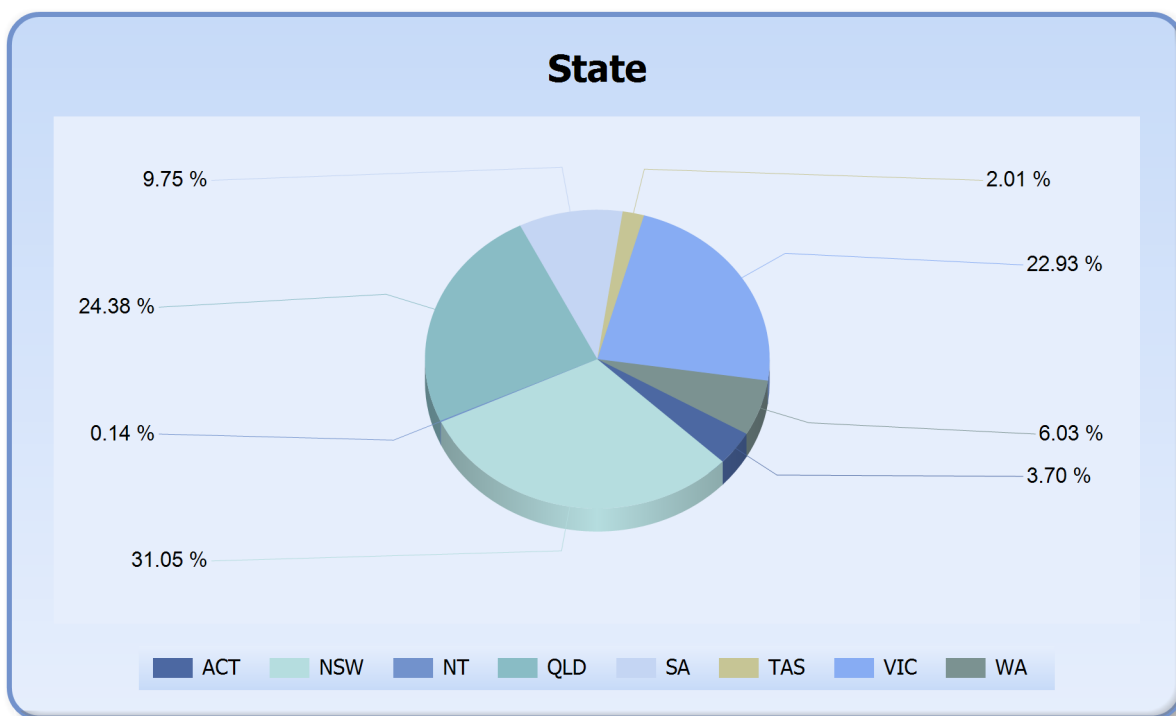
Region	Current Balance	Current Balance %
ACT Metro	\$13,835,762.07	3.70%
NSW Inner City	\$111,088.28	0.03%
NSW Metro	\$86,034,902.30	23.00%
NSW Non Metro	\$29,999,362.85	8.02%
NT Metro	\$404,950.49	0.11%
NT Non Metro	\$130,367.05	0.03%
QLD Inner City	\$589,962.78	0.16%
QLD Metro	\$50,771,224.80	13.57%
QLD Non Metro	\$39,839,724.10	10.65%
SA Inner City	\$389,120.79	0.10%
SA Metro	\$32,263,212.75	8.63%
SA Non Metro	\$3,832,768.77	1.02%
TAS Inner City	\$89,295.01	0.02%
TAS Metro	\$3,967,200.76	1.06%
TAS Non Metro	\$3,469,924.43	0.93%
VIC Inner City	\$1,610,095.66	0.43%
VIC Metro	\$74,746,175.23	19.98%
VIC Non Metro	\$9,422,233.32	2.52%
WA Inner City	\$285,698.14	0.08%
WA Metro	\$20,865,188.51	5.58%
WA Non Metro	\$1,407,811.05	0.38%
<b>Total</b>	<b>\$374,066,069.14</b>	<b>100.00%</b>



# IDOL Trust 2010-1

## General Collateral Report

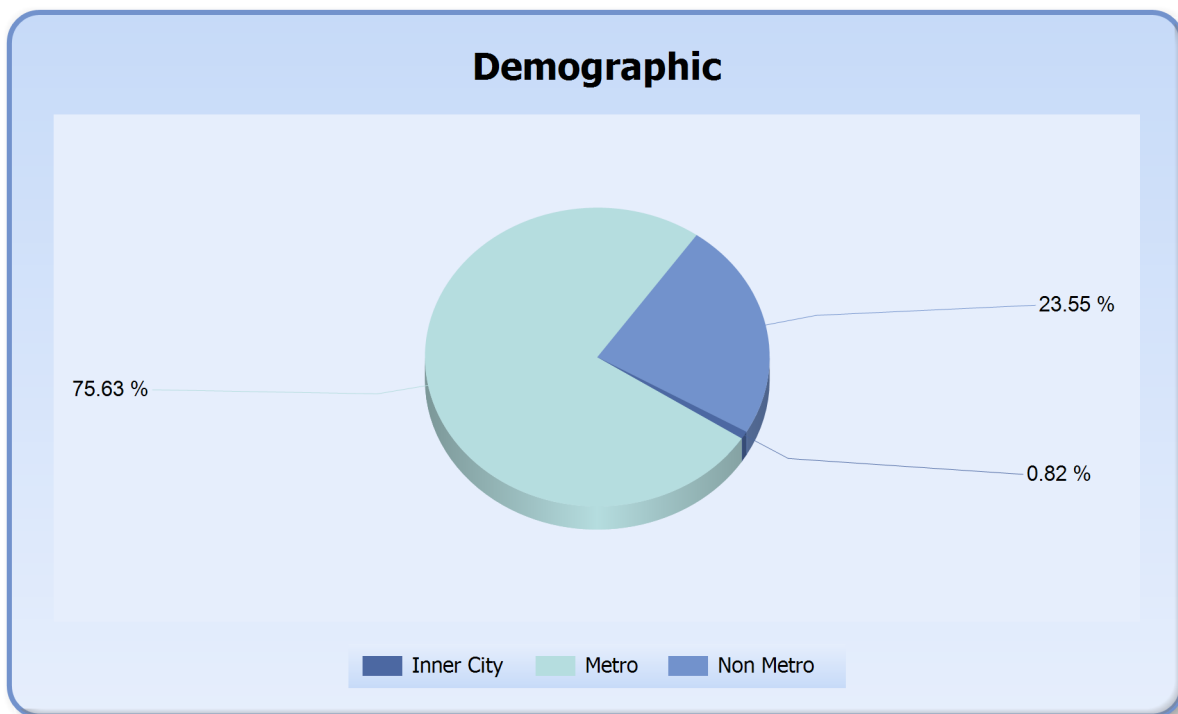
State	Current Balance	Current Balance %
ACT	\$13,835,762.07	3.70%
NSW	\$116,145,353.43	31.05%
NT	\$535,317.54	0.14%
QLD	\$91,200,911.68	24.38%
SA	\$36,485,102.31	9.75%
TAS	\$7,526,420.20	2.01%
VIC	\$85,778,504.21	22.93%
WA	\$22,558,697.70	6.03%
<b>Total</b>	<b>\$374,066,069.14</b>	<b>100.00%</b>



# IDOL Trust 2010-1

## General Collateral Report

Demographic	Current Balance	Current Balance %
Inner City	\$3,075,260.66	0.82%
Metro	\$282,888,616.91	75.63%
Non Metro	\$88,102,191.57	23.55%
<b>Total</b>	<b>\$374,066,069.14</b>	<b>100.00%</b>



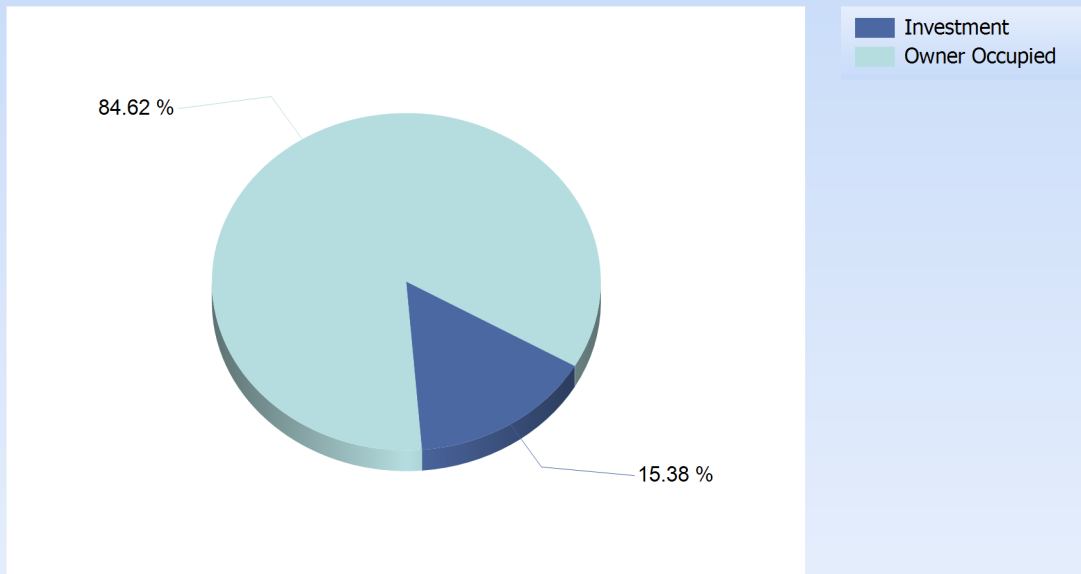


# IDOL Trust 2010-1

## General Collateral Report

Occupancy Type	Current Balance	Current Balance %
Investment	\$57,513,381.40	15.38%
Owner Occupied	\$316,552,687.74	84.62%
<b>Total</b>	<b>\$374,066,069.14</b>	<b>100.00%</b>

### Occupancy



# IDOL Trust 2010-1

## General Collateral Report

Document Type	Current Balance	Current Balance %
Full Doc	\$374,066,069.14	100%
<b>Total</b>	<b>\$374,066,069.14</b>	<b>100%</b>

