

# IDOL Trust 2010-1

## General Collateral Report

---

### Monthly Analysis Details:

<b>Date of Pool Cut:</b>	<b>31 Aug 2014</b>
<b>Number of Loans:</b>	<b>1,892</b>
<b>Total Current Balance:</b>	<b>\$310,814,163.61</b>
<b>Total Original Balance:</b>	<b>\$437,912,854.00</b>
<b>Total Current Variable Balance:</b>	<b>\$284,009,672.87</b>
<b>Total Current Fixed Balance:</b>	<b>\$26,804,490.74</b>
<b>Fixed Rate Balance as % of Total:</b>	<b>8.62%</b>
<b>Maximum Current Loan Balance:</b>	<b>\$613,560.50</b>
<b>Maximum Original Loan Balance:</b>	<b>\$890,000.00</b>
<b>Maximum Current LVR:</b>	<b>98.15%</b>
<b>Average Current Loan Balance:</b>	<b>\$164,278.10</b>
<b>Average Original Loan Balance:</b>	<b>\$231,455.00</b>
<b>Weighted Average Current LVR:</b>	<b>60.99%</b>

	<b>Full Doc</b>	<b>Lo Doc</b>	<b>Total</b>
% Insured Loans Covered by Genworth	100.00%	0.00%	100.00%
Total	100.00%	0.00%	100.00%

<b>Weighted Average Borrower Interest Rate:</b>	<b>5.23%</b>
<b>Weighted Average Variable Borrower Interest Rate:</b>	<b>5.20%</b>
<b>Weighted Average Fixed Borrower Interest Rate:</b>	<b>5.48%</b>

# IDOL Trust 2010-1

---

## General Collateral Report

	<b>Months</b>	<b>Years</b>
<b>Maximum Remaining Term:</b>	334.00	27.83
<b>Weighted Average Remaining Term:</b>	279.77	23.31
<b>Maximum Original Term:</b>	360.00	30.00
<b>Weighted Average Original Term:</b>	357.24	29.77
<b>Weighted Average Seasoning:</b>	77.28	6.44

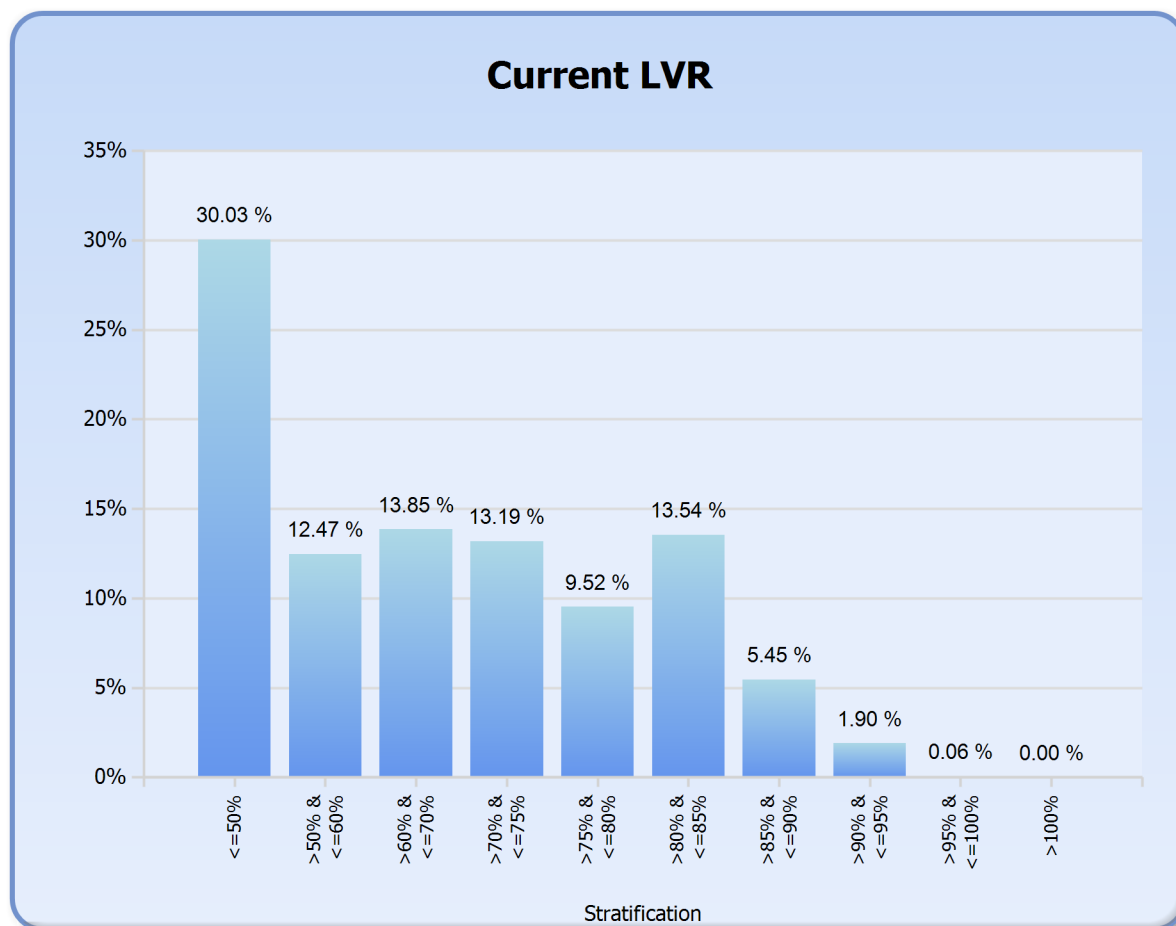
**Investment Properties as % of Total:** 15.63%

<b>Arrears Distribution:</b>	<b>Balance</b>
<b>&lt;= 30 days:</b>	\$309,296,403.03
<b>31 - 60 days:</b>	\$879,511.59
<b>61 - 90 days:</b>	\$278,029.39
<b>91+ days:</b>	\$360,219.60

# IDOL Trust 2010-1

## General Collateral Report

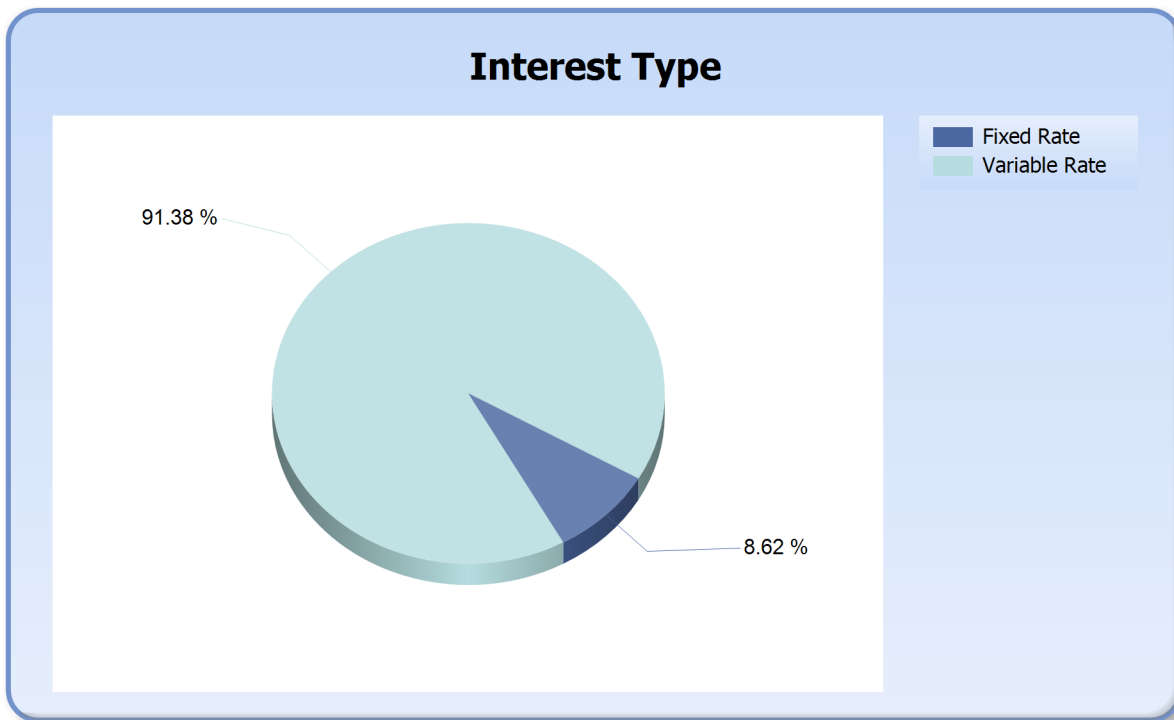
Current LVR	Current Balance	Current Balance %
<=50%	\$93,350,702.22	30.03%
>50% & <=60%	\$38,753,726.88	12.47%
>60% & <=70%	\$43,033,366.23	13.85%
>70% & <=75%	\$41,007,456.75	13.19%
>75% & <=80%	\$29,574,886.23	9.52%
>80% & <=85%	\$42,071,776.51	13.54%
>85% & <=90%	\$16,941,431.01	5.45%
>90% & <=95%	\$5,904,140.30	1.90%
>95% & <=100%	\$176,677.48	0.06%
>100%	\$0.00	0.00%
<b>Total</b>	<b>\$310,814,163.61</b>	<b>100.00%</b>



# IDOL Trust 2010-1

## General Collateral Report

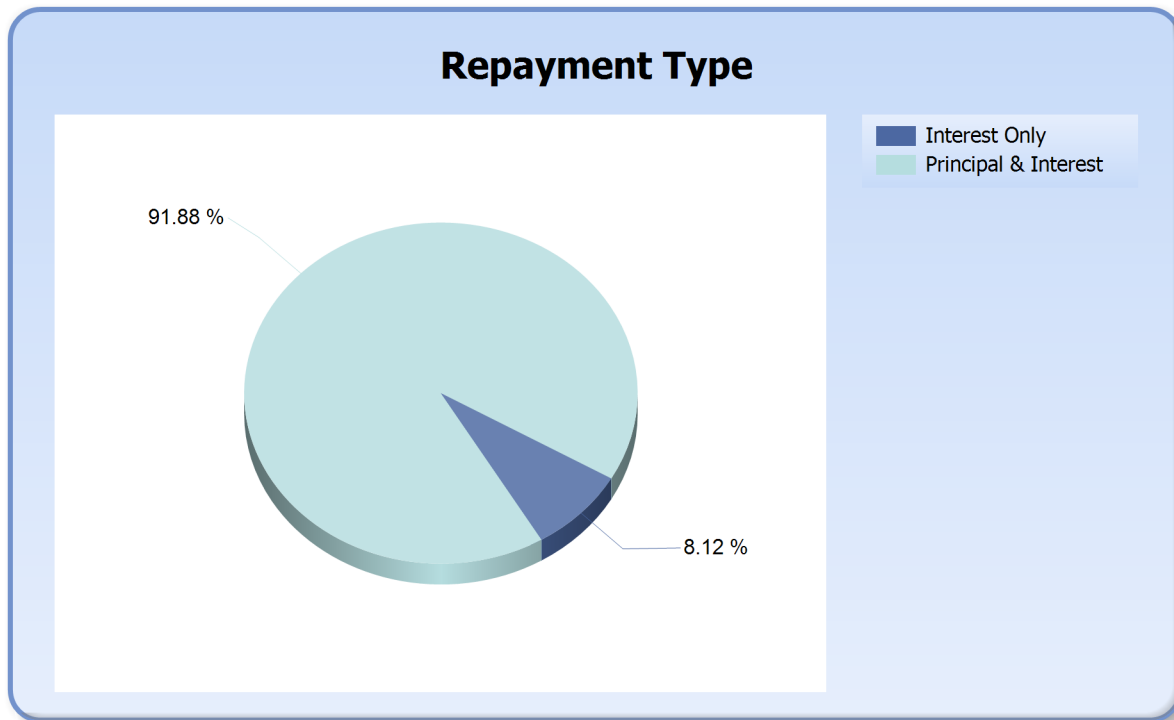
Interest Type	Current Balance	Current Balance %
FIXED RATE	\$26,804,490.74	8.62%
VARIABLE RATE	\$284,009,672.87	91.38%
<b>Total</b>	<b>\$310,814,163.61</b>	<b>100.00%</b>



# IDOL Trust 2010-1

## General Collateral Report

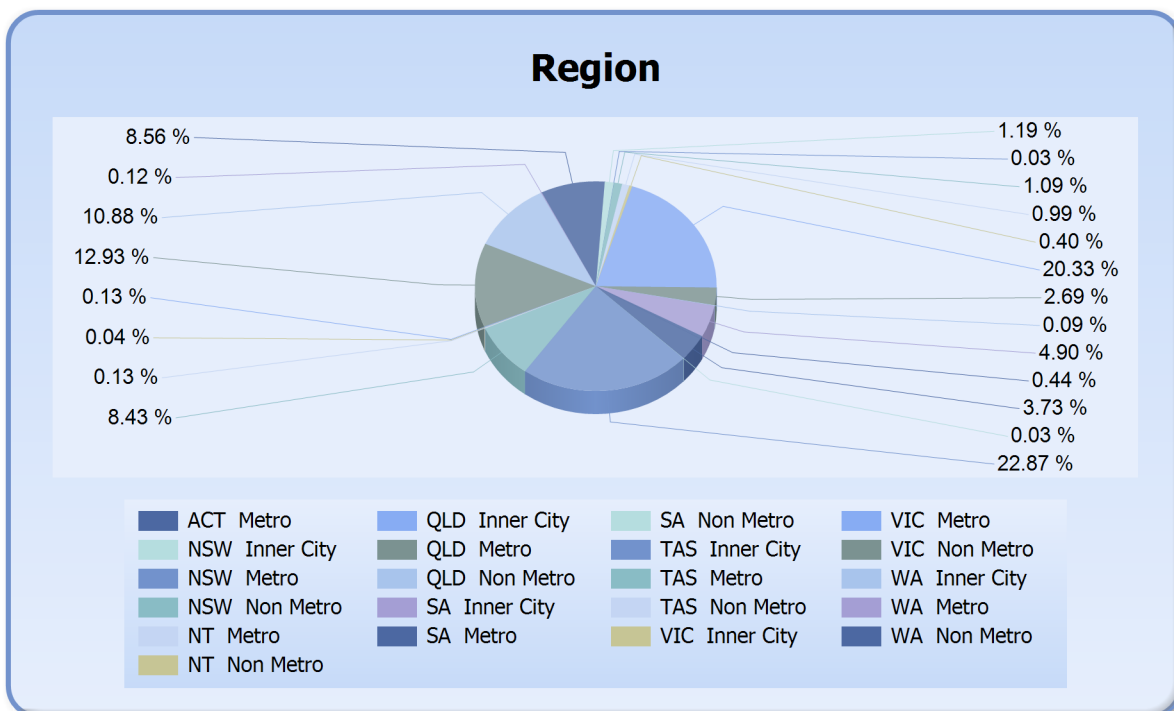
Repayment Type	Current Balance	Current Balance %
Interest Only	\$25,235,321.53	8.12%
Principal & Interest	\$285,578,842.08	91.88%
<b>Total</b>	<b>\$310,814,163.61</b>	<b>100.00%</b>



# IDOL Trust 2010-1

## General Collateral Report

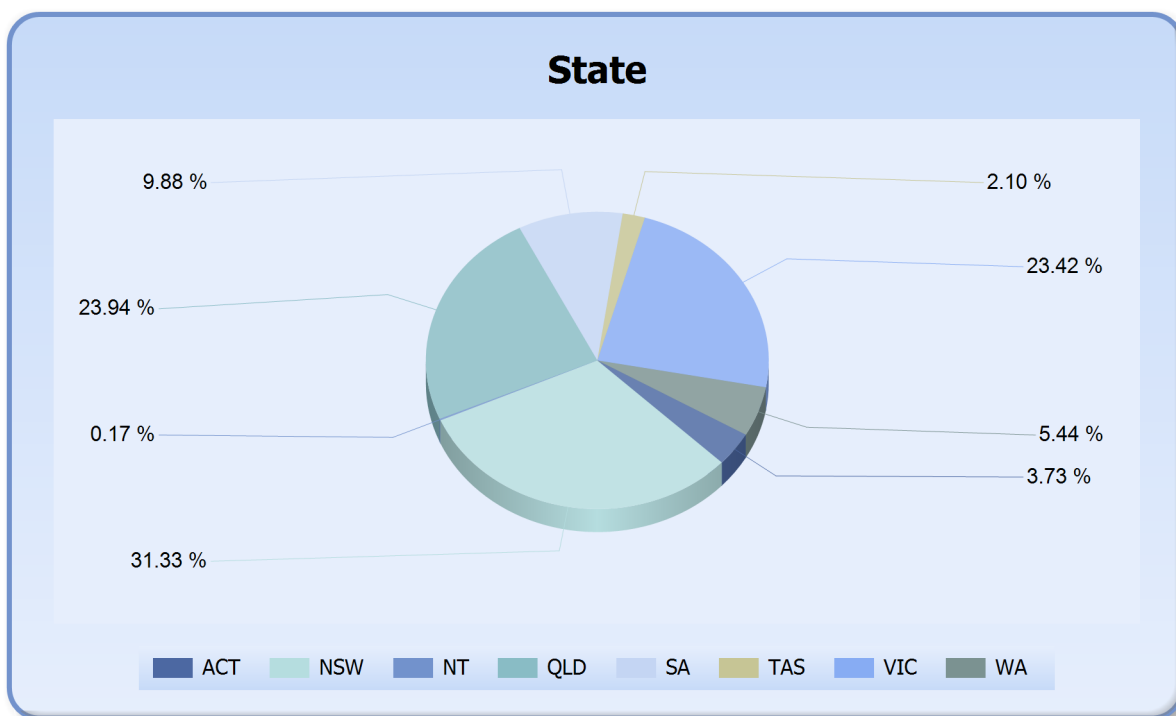
Region	Current Balance	Current Balance %
ACT Metro	\$11,579,784.23	3.73%
NSW Inner City	\$102,012.61	0.03%
NSW Metro	\$71,084,224.63	22.87%
NSW Non Metro	\$26,206,315.55	8.43%
NT Metro	\$396,778.74	0.13%
NT Non Metro	\$128,307.60	0.04%
QLD Inner City	\$401,050.80	0.13%
QLD Metro	\$40,193,468.20	12.93%
QLD Non Metro	\$33,804,604.03	10.88%
SA Inner City	\$379,124.56	0.12%
SA Metro	\$26,607,900.47	8.56%
SA Non Metro	\$3,711,664.25	1.19%
TAS Inner City	\$86,879.33	0.03%
TAS Metro	\$3,385,710.92	1.09%
TAS Non Metro	\$3,065,724.90	0.99%
VIC Inner City	\$1,229,919.98	0.40%
VIC Metro	\$63,182,565.83	20.33%
VIC Non Metro	\$8,375,220.25	2.69%
WA Inner City	\$285,698.14	0.09%
WA Metro	\$15,244,670.18	4.90%
WA Non Metro	\$1,362,538.41	0.44%
<b>Total</b>	<b>\$310,814,163.61</b>	<b>100.00%</b>



# IDOL Trust 2010-1

## General Collateral Report

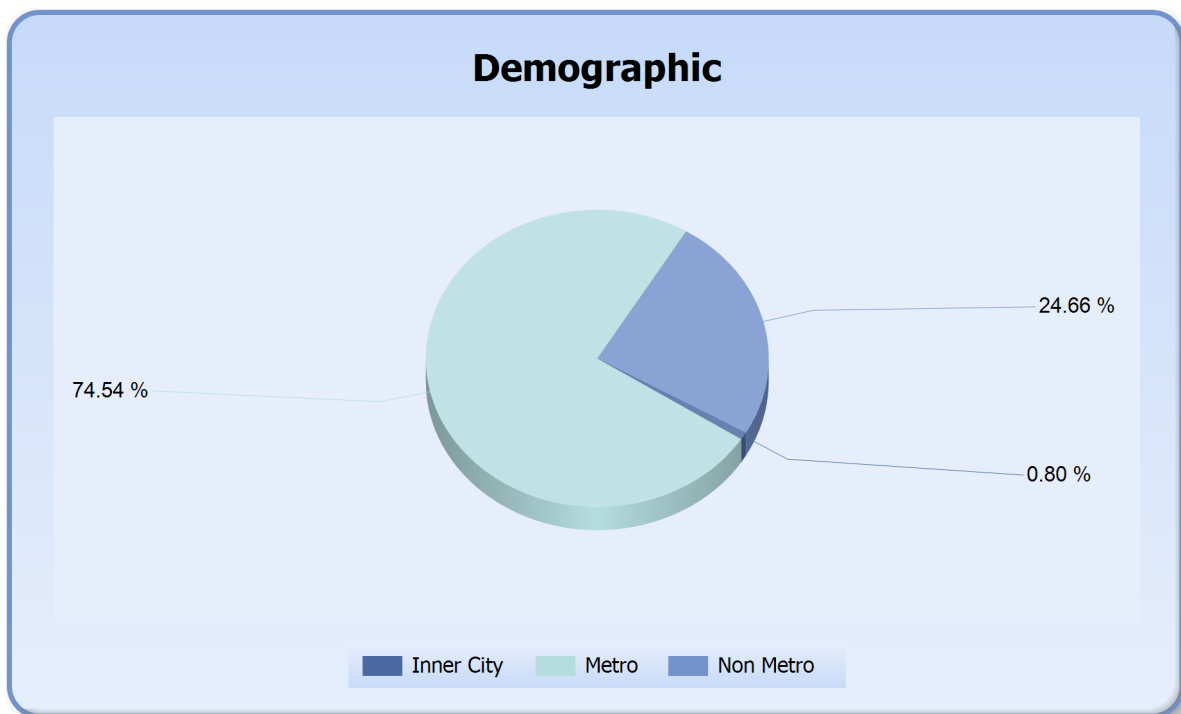
State	Current Balance	Current Balance %
ACT	\$11,579,784.23	3.73%
NSW	\$97,392,552.79	31.33%
NT	\$525,086.34	0.17%
QLD	\$74,399,123.03	23.94%
SA	\$30,698,689.28	9.88%
TAS	\$6,538,315.15	2.10%
VIC	\$72,787,706.06	23.42%
WA	\$16,892,906.73	5.44%
<b>Total</b>	<b>\$310,814,163.61</b>	<b>100.00%</b>



# IDOL Trust 2010-1

## General Collateral Report

Demographic	Current Balance	Current Balance %
Inner City	\$2,484,685.42	0.80%
Metro	\$231,675,103.20	74.54%
Non Metro	\$76,654,374.99	24.66%
<b>Total</b>	<b>\$310,814,163.61</b>	<b>100.00%</b>

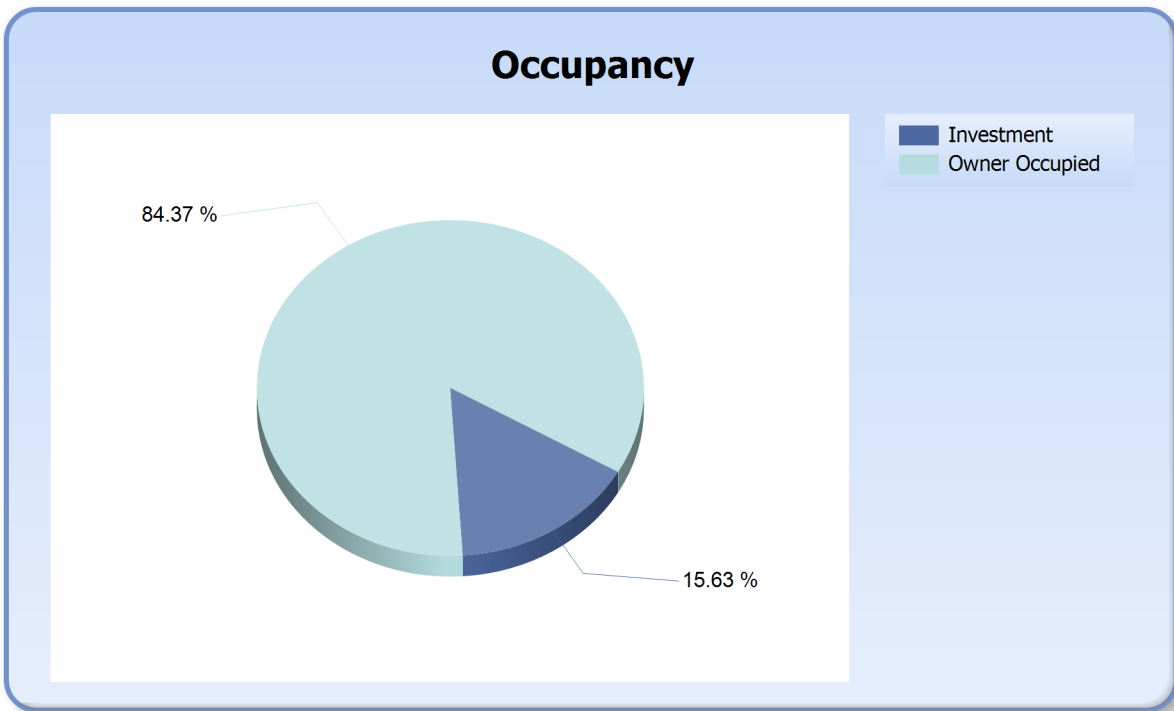




# IDOL Trust 2010-1

## General Collateral Report

Occupancy Type	Current Balance	Current Balance %
Investment	\$48,584,318.12	15.63%
Owner Occupied	\$262,229,845.49	84.37%
<b>Total</b>	<b>\$310,814,163.61</b>	<b>100.00%</b>



# IDOL Trust 2010-1

## General Collateral Report

Document Type	Current Balance	Current Balance %
Full Doc	\$310,814,163.61	100.00%
<b>Total</b>	<b>\$310,814,163.61</b>	<b>100.00%</b>

