

# IDOL Trust 2010-1

## General Collateral Report

---

### Monthly Analysis Details:

<b>Date of Pool Cut:</b>	<b>30 Nov 2011</b>
<b>Number of Loans:</b>	<b>3,376</b>
<b>Total Current Balance:</b>	<b>\$674,239,770.11</b>
<b>Total Original Balance:</b>	<b>\$793,143,752.00</b>
<b>Total Current Variable Balance:</b>	<b>\$590,077,459.19</b>
<b>Total Current Fixed Balance:</b>	<b>\$84,162,310.92</b>
<b>Fixed Rate Balance as % of Total:</b>	<b>12.48%</b>
<b>Maximum Current Loan Balance:</b>	<b>\$676,342.92</b>
<b>Maximum Original Loan Balance:</b>	<b>\$890,000.00</b>
<b>Maximum Current LVR:</b>	<b>95.61%</b>
<b>Average Current Loan Balance:</b>	<b>\$199,715.57</b>
<b>Average Original Loan Balance:</b>	<b>\$234,935.95</b>
<b>Weighted Average Current LVR:</b>	<b>65.67%</b>

	<b>Full Doc</b>	<b>Lo Doc</b>	<b>Total</b>
% Insured Loans Covered by Genworth	100.00%	0.00%	100.00%
Total	100.00%	0.00%	100.00%

<b>Weighted Average Borrower Interest Rate:</b>	<b>6.94%</b>
<b>Weighted Average Variable Borrower Interest Rate:</b>	<b>6.86%</b>
<b>Weighted Average Fixed Borrower Interest Rate:</b>	<b>7.53%</b>

# IDOL Trust 2010-1

---

## General Collateral Report

	<b>Months</b>	<b>Years</b>
<b>Maximum Remaining Term:</b>	336.30	28.02
<b>Weighted Average Remaining Term:</b>	311.73	25.98
<b>Maximum Original Term:</b>	360.00	30.00
<b>Weighted Average Original Term:</b>	356.80	29.73
<b>Weighted Average Seasoning:</b>	44.84	3.74

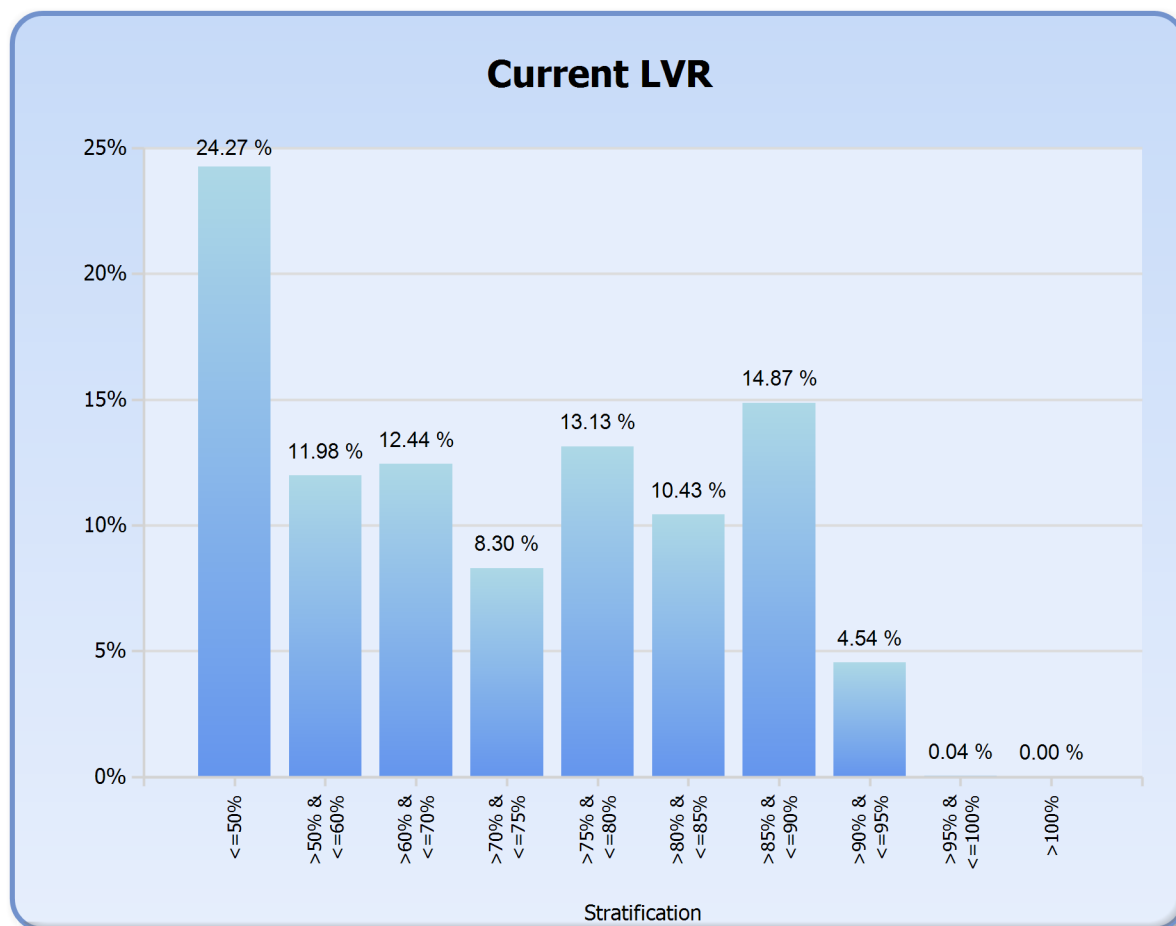
**Investment Properties as % of Total:** 13.28%

<b>Arrears Distribution:</b>	<b>Balance</b>
<= 30 days:	\$669,930,814.89
31 - 60 days:	\$2,598,542.79
61 - 90 days:	\$897,525.19
91+ days:	\$812,887.24

# IDOL Trust 2010-1

## General Collateral Report

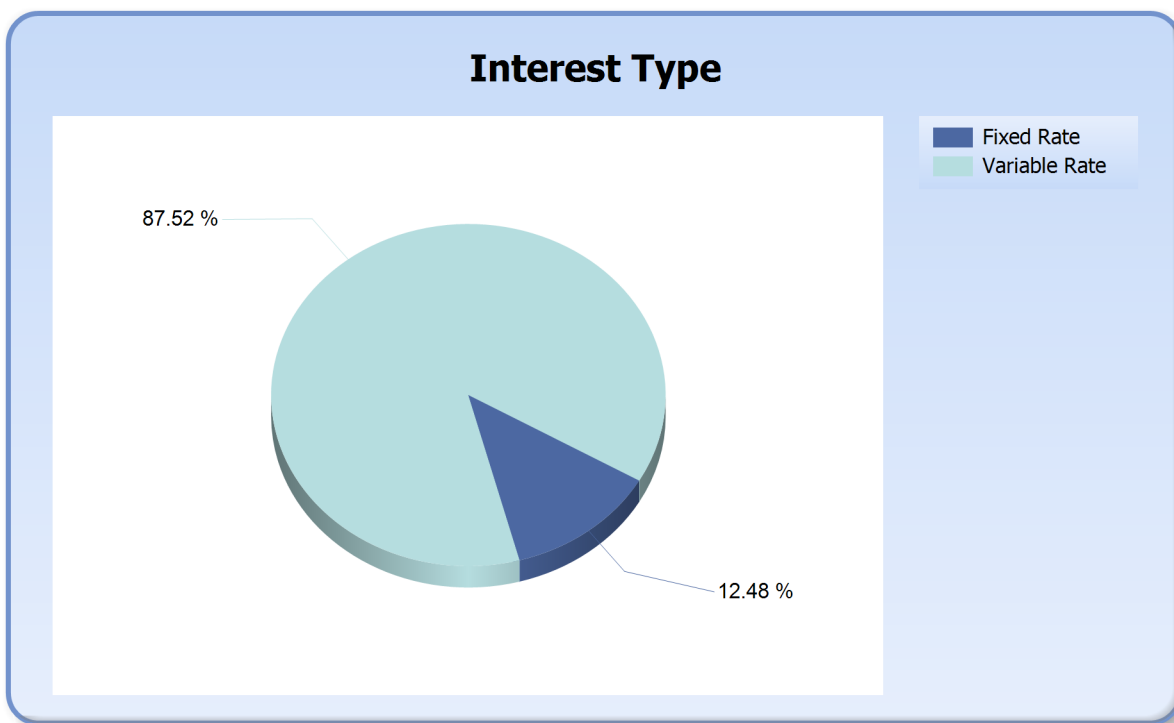
Current LVR	Current Balance	Current Balance %
<=50%	\$163,613,689.05	24.27%
>50% & <=60%	\$80,786,532.64	11.98%
>60% & <=70%	\$83,885,664.68	12.44%
>70% & <=75%	\$55,974,554.68	8.30%
>75% & <=80%	\$88,541,592.48	13.13%
>80% & <=85%	\$70,291,830.97	10.43%
>85% & <=90%	\$100,263,870.05	14.87%
>90% & <=95%	\$30,638,239.33	4.54%
>95% & <=100%	\$243,796.23	0.04%
>100%	\$0.00	0.00%
<b>Total</b>	<b>\$674,239,770.11</b>	<b>100.00%</b>



# IDOL Trust 2010-1

## General Collateral Report

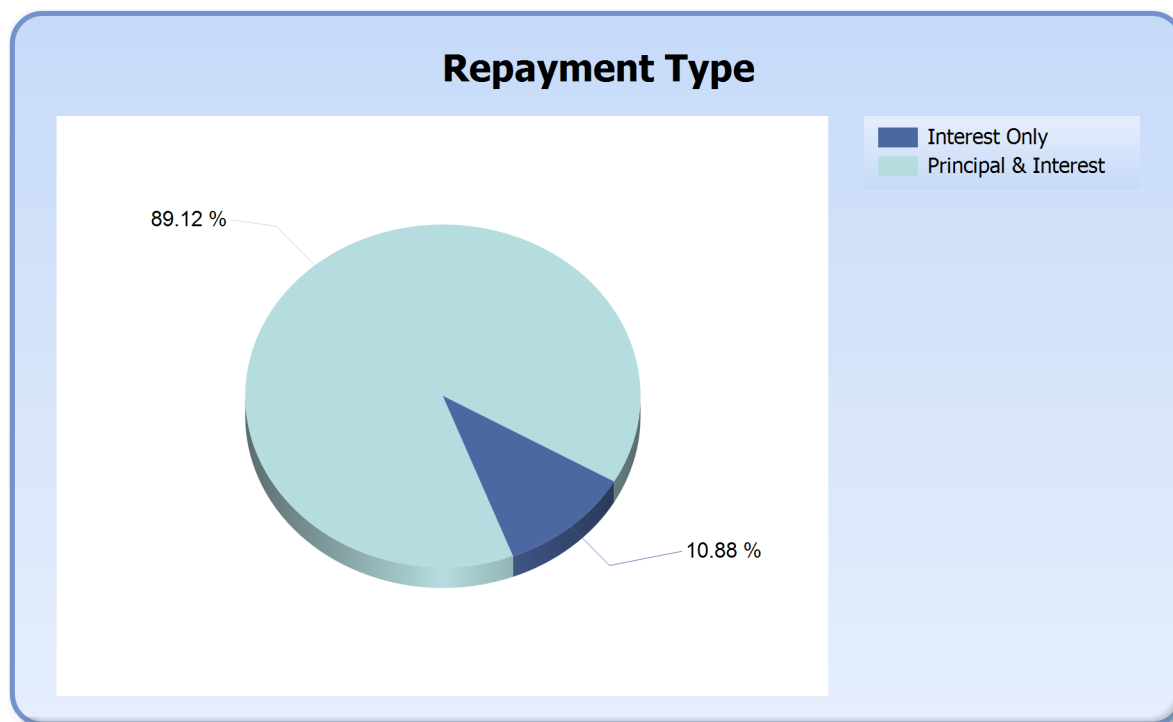
Interest Type	Current Balance	Current Balance %
Fixed Rate	\$84,162,310.92	12.48%
Variable Rate	\$590,077,459.19	87.52%
<b>Total</b>	<b>\$674,239,770.11</b>	<b>100.00%</b>



# IDOL Trust 2010-1

## General Collateral Report

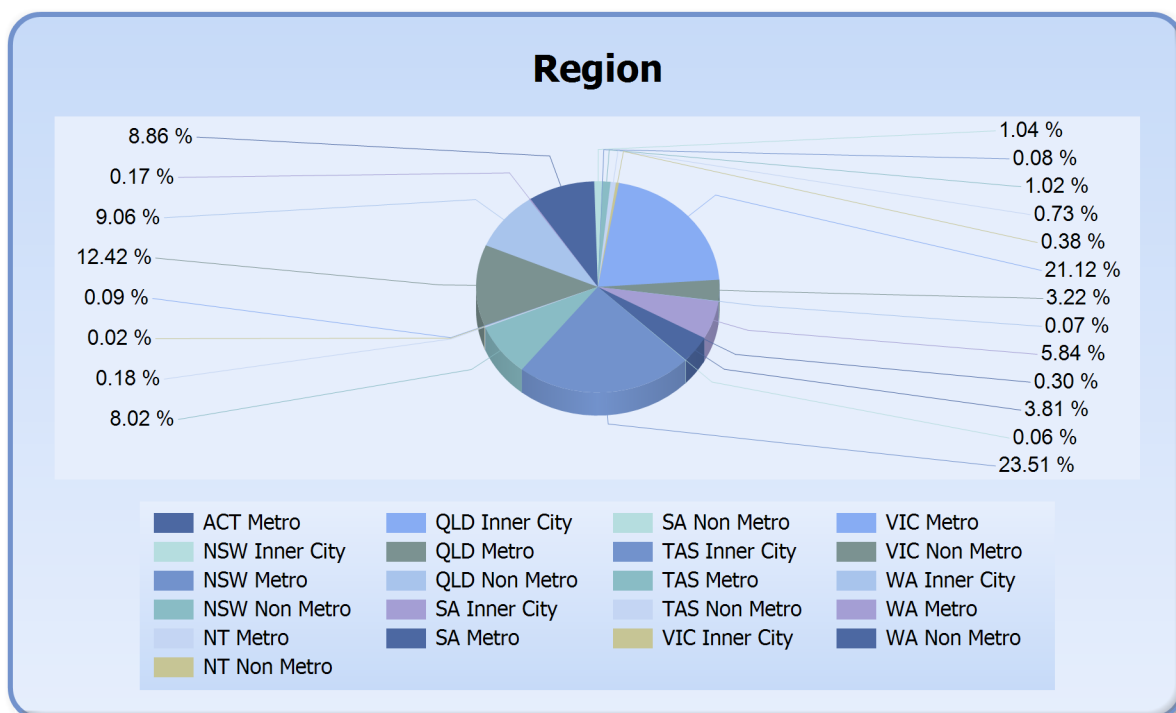
Repayment Type	Current Balance	Current Balance %
Interest Only	\$73,377,006.61	10.88%
Principal & Interest	\$600,862,763.50	89.12%
<b>Total</b>	<b>\$674,239,770.11</b>	<b>100.00%</b>



# IDOL Trust 2010-1

## General Collateral Report

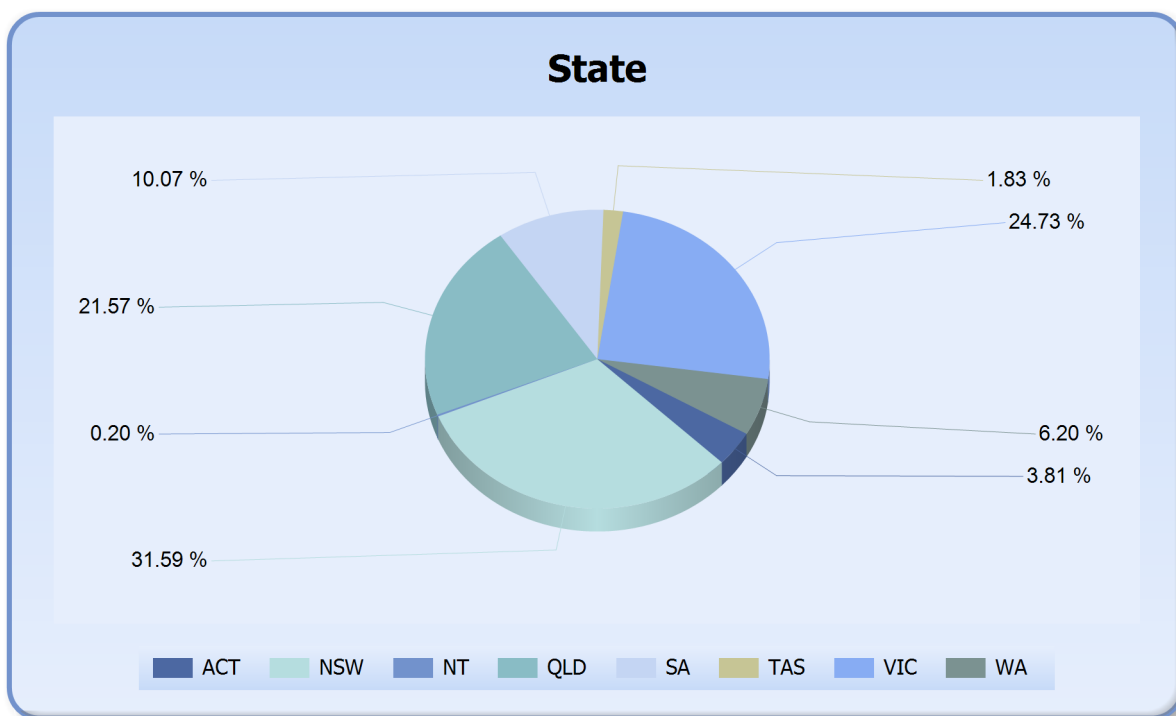
Region	Current Balance	Current Balance %
ACT Metro	\$25,711,296.29	3.81%
NSW Inner City	\$437,263.81	0.06%
NSW Metro	\$158,495,203.49	23.51%
NSW Non Metro	\$54,047,106.52	8.02%
NT Metro	\$1,201,269.19	0.18%
NT Non Metro	\$135,791.56	0.02%
QLD Inner City	\$611,600.16	0.09%
QLD Metro	\$83,715,298.57	12.42%
QLD Non Metro	\$61,079,671.01	9.06%
SA Inner City	\$1,153,209.16	0.17%
SA Metro	\$59,707,552.00	8.86%
SA Non Metro	\$7,037,742.64	1.04%
TAS Inner City	\$543,441.45	0.08%
TAS Metro	\$6,863,961.19	1.02%
TAS Non Metro	\$4,942,527.15	0.73%
VIC Inner City	\$2,594,687.22	0.38%
VIC Metro	\$142,384,632.50	21.12%
VIC Non Metro	\$21,742,928.84	3.22%
WA Inner City	\$449,485.82	0.07%
WA Metro	\$39,366,896.25	5.84%
WA Non Metro	\$2,018,205.29	0.30%
<b>Total</b>	<b>\$674,239,770.11</b>	<b>100.00%</b>



# IDOL Trust 2010-1

## General Collateral Report

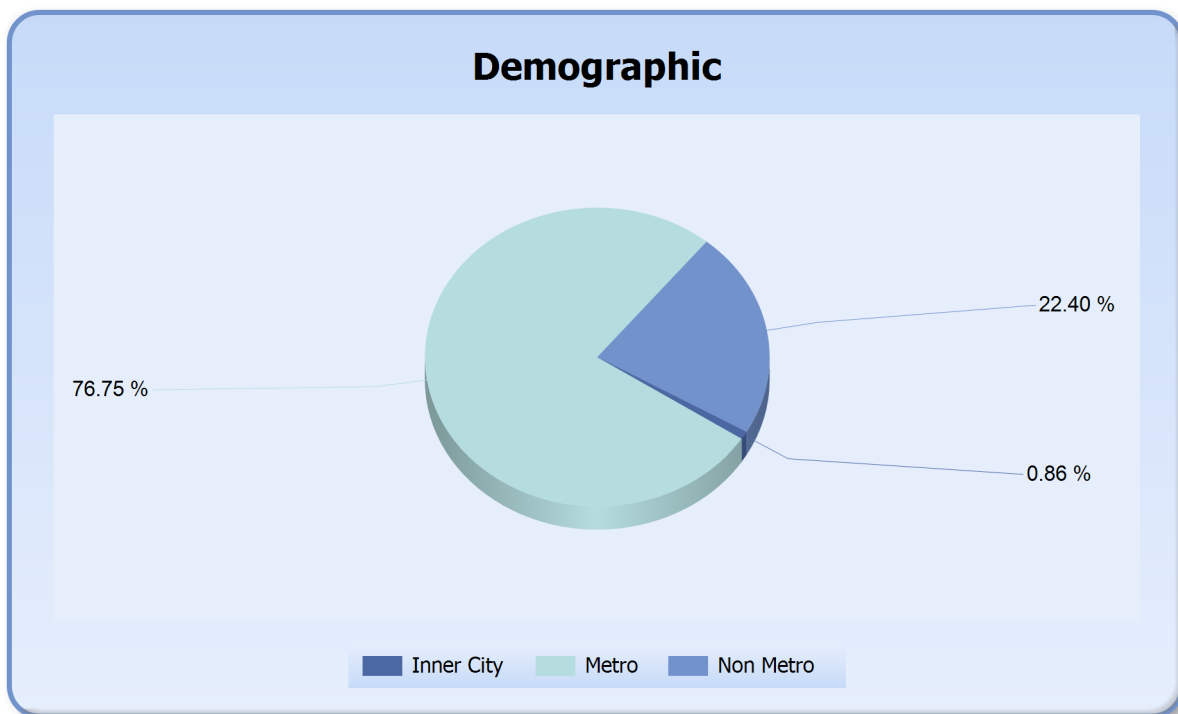
State	Current Balance	Current Balance %
ACT	\$25,711,296.29	3.81%
NSW	\$212,979,573.82	31.59%
NT	\$1,337,060.75	0.20%
QLD	\$145,406,569.74	21.57%
SA	\$67,898,503.80	10.07%
TAS	\$12,349,929.79	1.83%
VIC	\$166,722,248.56	24.73%
WA	\$41,834,587.36	6.20%
<b>Total</b>	<b>\$674,239,770.11</b>	<b>100.00%</b>



# IDOL Trust 2010-1

## General Collateral Report

Demographic	Current Balance	Current Balance %
Inner City	\$5,789,687.62	0.86%
Metro	\$517,446,109.48	76.75%
Non Metro	\$151,003,973.01	22.40%
<b>Total</b>	<b>\$674,239,770.11</b>	<b>100.00%</b>

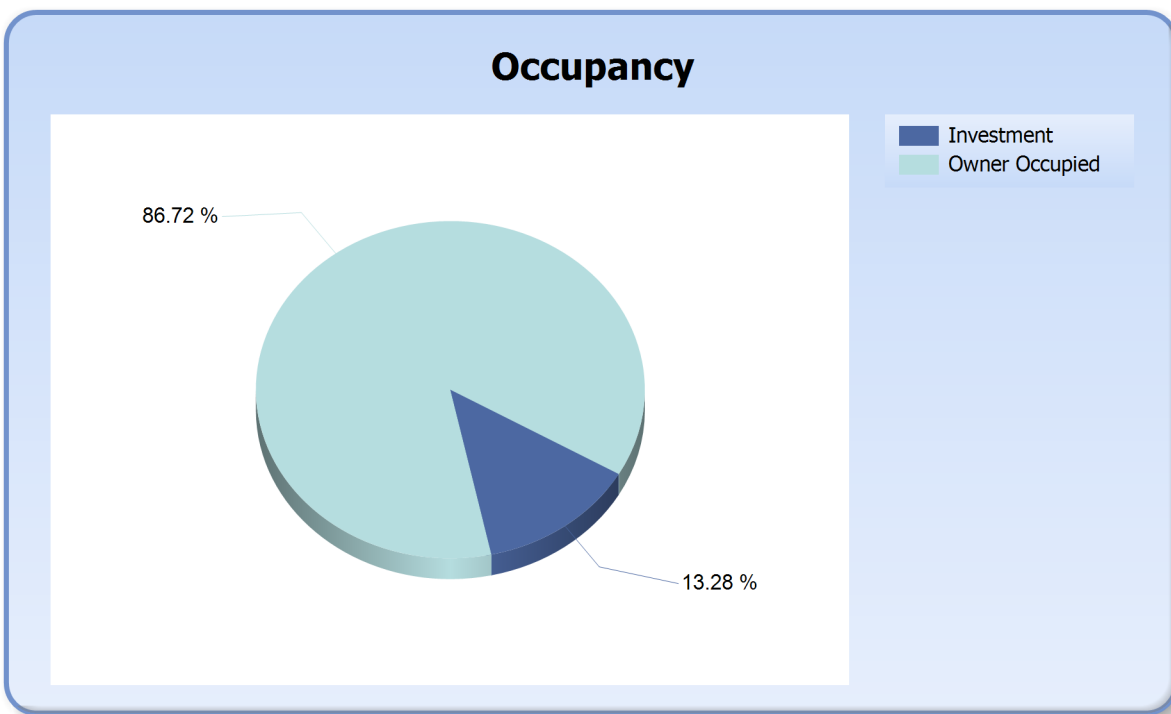




# IDOL Trust 2010-1

## General Collateral Report

Occupancy Type	Current Balance	Current Balance %
Investment	\$89,523,951.48	13.28%
Owner Occupied	\$584,715,818.63	86.72%
<b>Total</b>	<b>\$674,239,770.11</b>	<b>100.00%</b>



# IDOL Trust 2010-1

## General Collateral Report

Document Type	Current Balance	Current Balance %
Full Doc	\$674,239,770.11	100%
<b>Total</b>	<b>\$674,239,770.11</b>	<b>100%</b>

