

# IDOL Trust 2010-1

## General Collateral Report

### Monthly Analysis Details:

Date of Pool Cut:	30 Sep 2011
Number of Loans:	3,492
Total Current Balance:	<b>\$701,608,961.68</b>
Total Original Balance:	\$819,462,287.00
Total Current Variable Balance:	\$611,009,509.51
Total Current Fixed Balance:	\$90,599,452.17
Fixed Rate Balance as % of Total:	12.91%
Maximum Current Loan Balance:	\$676,980.83
Maximum Original Loan Balance:	\$890,000.00
Maximum Current LVR:	114.12%
Average Current Loan Balance:	\$200,918.95
Average Original Loan Balance:	\$234,668.47
Weighted Average Current LVR:	65.87%

	Full Doc	Lo Doc	Total
% Insured Loans Covered by Genworth	100.00%	0.00%	100.00%
Total	100.00%	0.00%	100.00%

Weighted Average Borrower Interest Rate:	7.17%
Weighted Average Variable Borrower Interest Rate:	7.11%
Weighted Average Fixed Borrower Interest Rate:	7.59%

# IDOL Trust 2010-1

---

## General Collateral Report

	<b>Months</b>	<b>Years</b>
<b>Maximum Remaining Term:</b>	338.30	28.19
<b>Weighted Average Remaining Term:</b>	313.44	26.12
<b>Maximum Original Term:</b>	360.00	30.00
<b>Weighted Average Original Term:</b>	356.63	29.72
<b>Weighted Average Seasoning:</b>	42.95	3.58

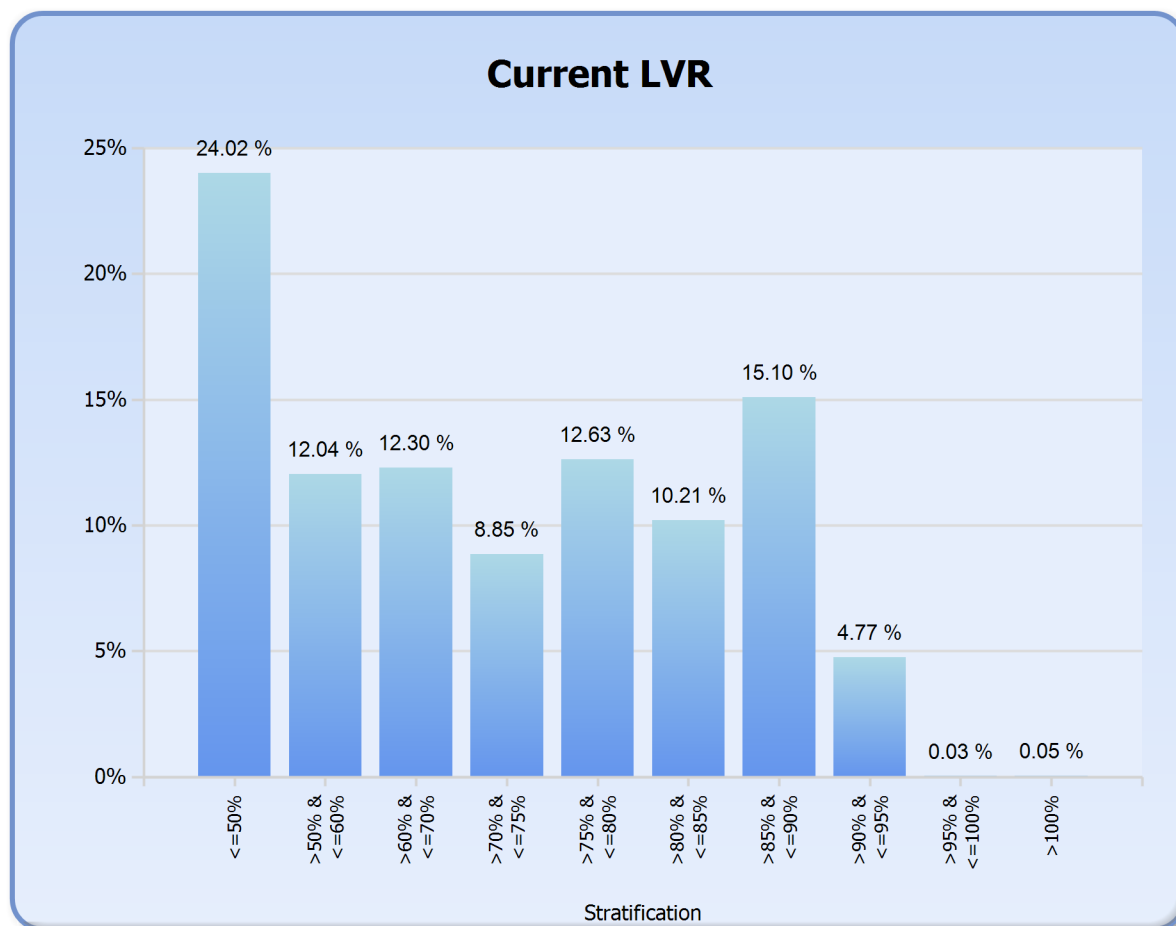
**Investment Properties as % of Total:** 13.39%

<b>Arrears Distribution:</b>	<b>Balance</b>
<= 30 days:	\$697,795,842.54
31 - 60 days:	\$2,417,693.05
61 - 90 days:	\$965,915.21
91+ days:	\$429,510.88

# IDOL Trust 2010-1

## General Collateral Report

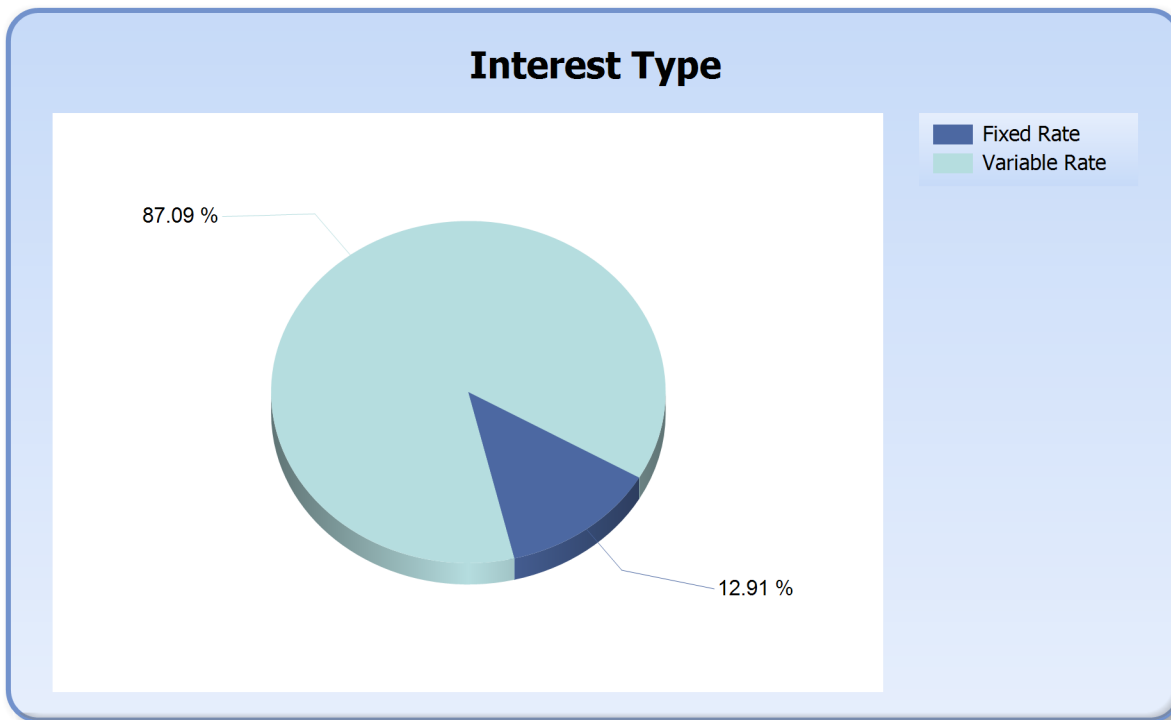
Current LVR	Current Balance	Current Balance %
<=50%	\$168,513,848.55	24.02%
>50% & <=60%	\$84,450,372.89	12.04%
>60% & <=70%	\$86,268,195.67	12.30%
>70% & <=75%	\$62,112,739.50	8.85%
>75% & <=80%	\$88,631,804.55	12.63%
>80% & <=85%	\$71,630,089.97	10.21%
>85% & <=90%	\$105,930,497.25	15.10%
>90% & <=95%	\$33,449,406.19	4.77%
>95% & <=100%	\$242,865.85	0.03%
>100%	\$379,141.26	0.05%
<b>Total</b>	<b>\$701,608,961.68</b>	<b>100.00%</b>



# IDOL Trust 2010-1

## General Collateral Report

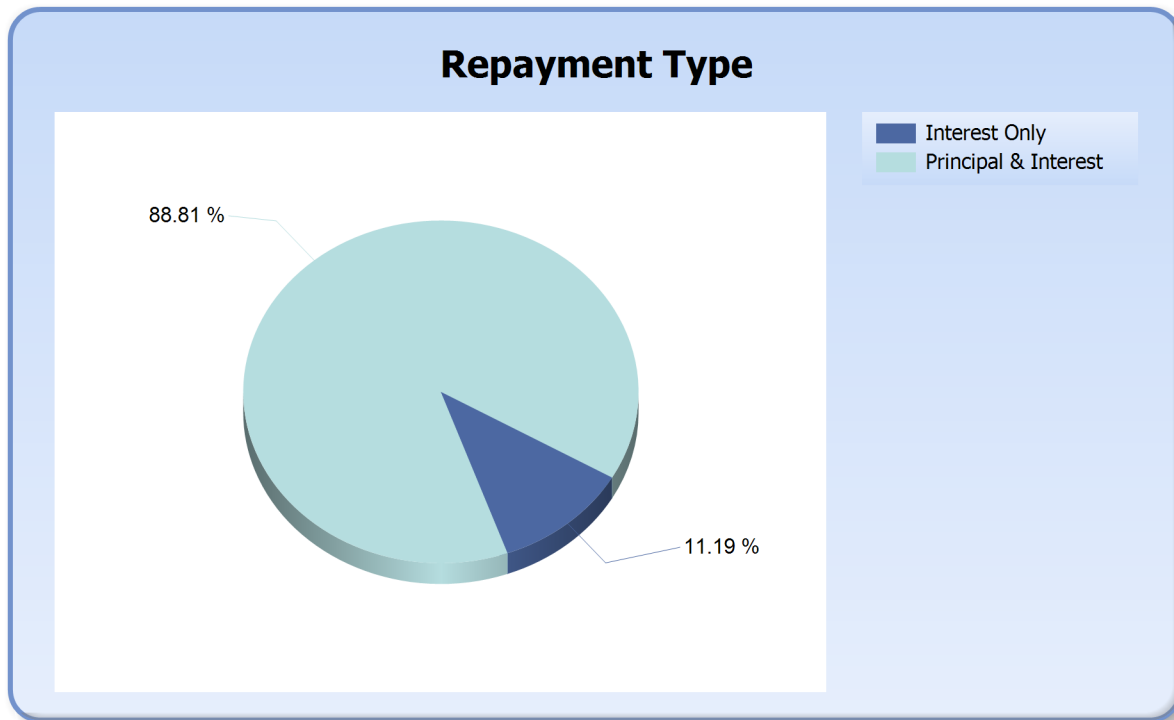
Interest Type	Current Balance	Current Balance %
Fixed Rate	\$90,599,452.17	12.91%
Variable Rate	\$611,009,509.51	87.09%
<b>Total</b>	<b>\$701,608,961.68</b>	<b>100.00%</b>



# IDOL Trust 2010-1

## General Collateral Report

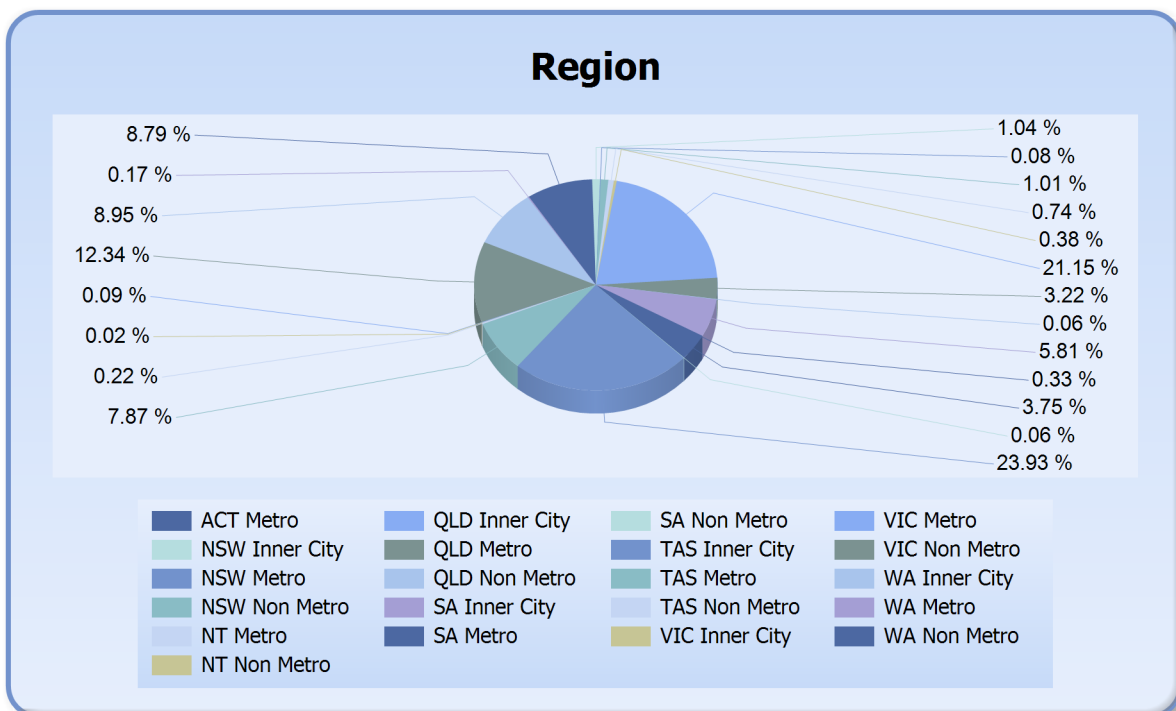
Repayment Type	Current Balance	Current Balance %
Interest Only	\$78,481,871.57	11.19%
Principal & Interest	\$623,127,090.11	88.81%
<b>Total</b>	<b>\$701,608,961.68</b>	<b>100.00%</b>



# IDOL Trust 2010-1

## General Collateral Report

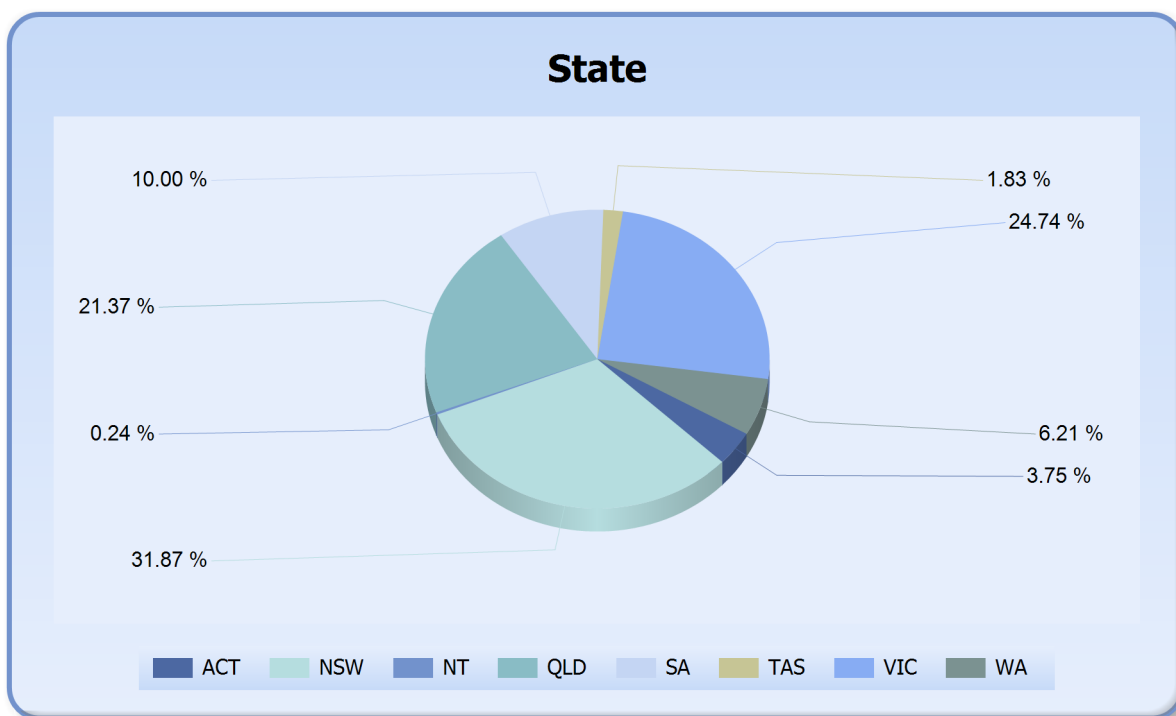
Region	Current Balance	Current Balance %
ACT Metro	\$26,331,828.32	3.75%
NSW Inner City	\$438,911.97	0.06%
NSW Metro	\$167,928,353.56	23.93%
NSW Non Metro	\$55,206,074.76	7.87%
NT Metro	\$1,527,163.81	0.22%
NT Non Metro	\$136,156.63	0.02%
QLD Inner City	\$612,422.83	0.09%
QLD Metro	\$86,587,869.02	12.34%
QLD Non Metro	\$62,764,844.56	8.95%
SA Inner City	\$1,172,502.25	0.17%
SA Metro	\$61,652,675.96	8.79%
SA Non Metro	\$7,313,002.88	1.04%
TAS Inner City	\$547,562.75	0.08%
TAS Metro	\$7,085,654.67	1.01%
TAS Non Metro	\$5,187,781.48	0.74%
VIC Inner City	\$2,638,397.18	0.38%
VIC Metro	\$148,370,859.39	21.15%
VIC Non Metro	\$22,571,607.83	3.22%
WA Inner City	\$449,631.88	0.06%
WA Metro	\$40,791,491.34	5.81%
WA Non Metro	\$2,294,168.61	0.33%
<b>Total</b>	<b>\$701,608,961.68</b>	<b>100.00%</b>



# IDOL Trust 2010-1

## General Collateral Report

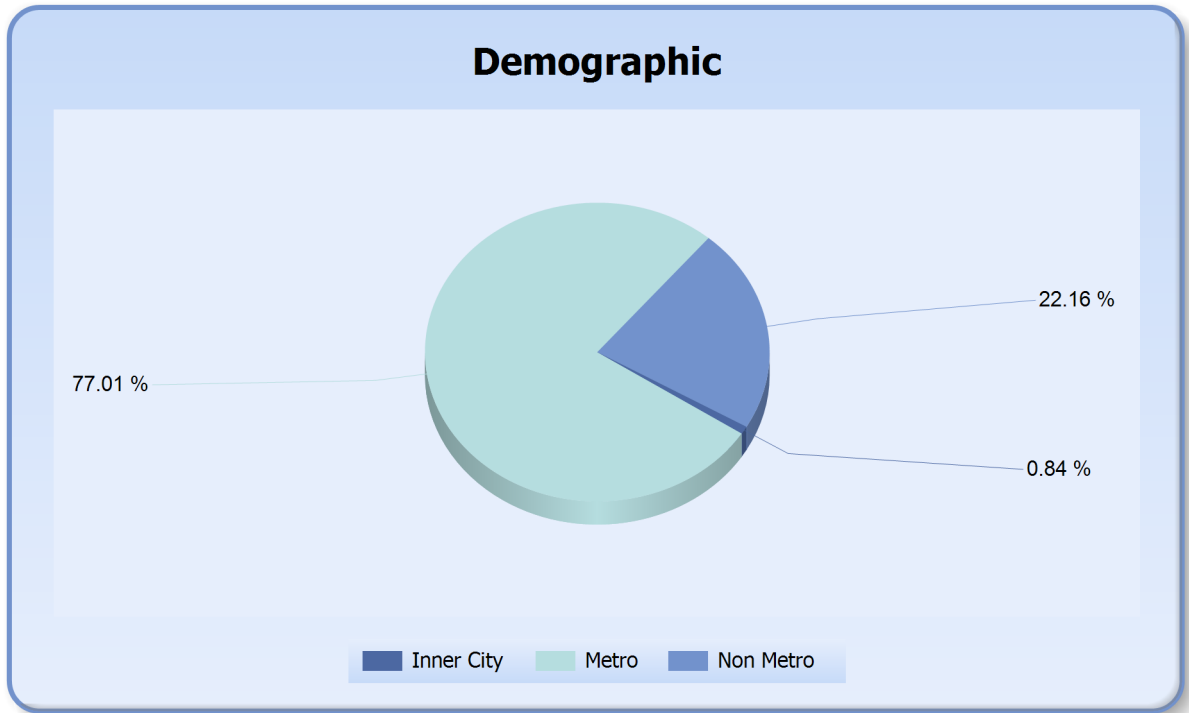
State	Current Balance	Current Balance %
ACT	\$26,331,828.32	3.75%
NSW	\$223,573,340.29	31.87%
NT	\$1,663,320.44	0.24%
QLD	\$149,965,136.41	21.37%
SA	\$70,138,181.09	10.00%
TAS	\$12,820,998.90	1.83%
VIC	\$173,580,864.40	24.74%
WA	\$43,535,291.83	6.21%
<b>Total</b>	<b>\$701,608,961.68</b>	<b>100.00%</b>



# IDOL Trust 2010-1

## General Collateral Report

Demographic	Current Balance	Current Balance %
Inner City	\$5,859,428.86	0.84%
Metro	\$540,275,896.07	77.01%
Non Metro	\$155,473,636.75	22.16%
<b>Total</b>	<b>\$701,608,961.68</b>	<b>100.00%</b>



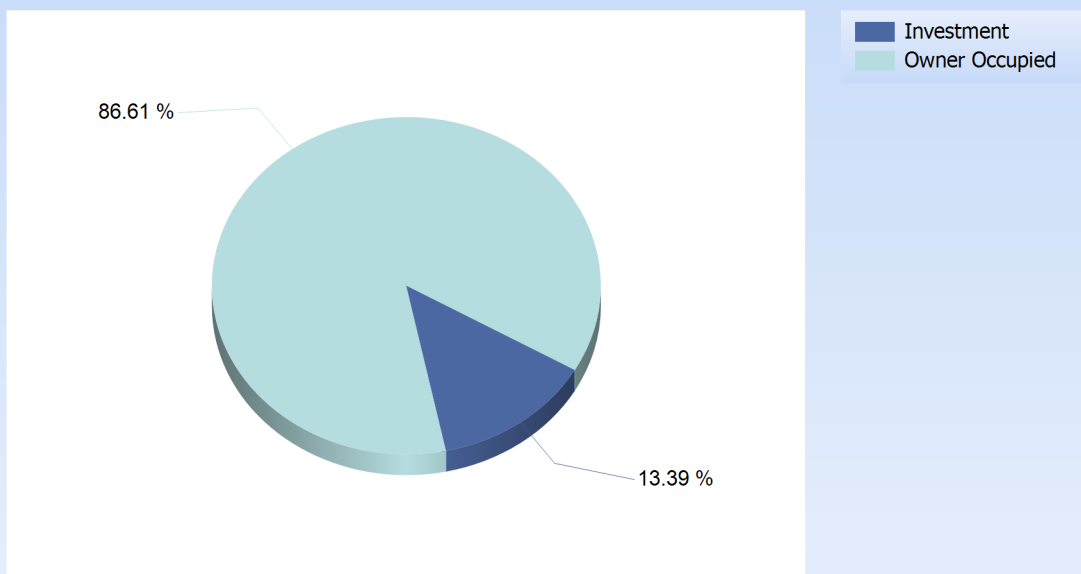


# IDOL Trust 2010-1

## General Collateral Report

Occupancy Type	Current Balance	Current Balance %
Investment	\$93,936,716.00	13.39%
Owner Occupied	\$607,672,245.68	86.61%
<b>Total</b>	<b>\$701,608,961.68</b>	<b>100.00%</b>

### Occupancy



# IDOL Trust 2010-1

## General Collateral Report

Document Type	Current Balance	Current Balance %
Full Doc	\$701,608,961.68	100%
<b>Total</b>	<b>\$701,608,961.68</b>	<b>100%</b>

