

# IDOL Trust 2010-1

## General Collateral Report

### Monthly Analysis Details:

<b>Date of Pool Cut:</b>	<b>31 Dec 2012</b>
<b>Number of Loans:</b>	<b>2,678</b>
<b>Total Current Balance:</b>	<b>\$498,685,544.41</b>
<b>Total Original Balance:</b>	<b>\$627,618,545.00</b>
<b>Total Current Variable Balance:</b>	<b>\$455,076,072.42</b>
<b>Total Current Fixed Balance:</b>	<b>\$43,609,471.99</b>
<b>Fixed Rate Balance as % of Total:</b>	<b>8.74%</b>
<b>Maximum Current Loan Balance:</b>	<b>\$664,852.78</b>
<b>Maximum Original Loan Balance:</b>	<b>\$890,000.00</b>
<b>Maximum Current LVR:</b>	<b>97.05%</b>
<b>Average Current Loan Balance:</b>	<b>\$186,215.66</b>
<b>Average Original Loan Balance:</b>	<b>\$234,360.92</b>
<b>Weighted Average Current LVR:</b>	<b>64.06%</b>

	<b>Full Doc</b>	<b>Lo Doc</b>	<b>Total</b>
% Insured Loans Covered by Genworth	100.00%	0.00%	100.00%
Total	100.00%	0.00%	100.00%

<b>Weighted Average Borrower Interest Rate:</b>	<b>5.82%</b>
<b>Weighted Average Variable Borrower Interest Rate:</b>	<b>5.71%</b>
<b>Weighted Average Fixed Borrower Interest Rate:</b>	<b>6.97%</b>

# IDOL Trust 2010-1

---

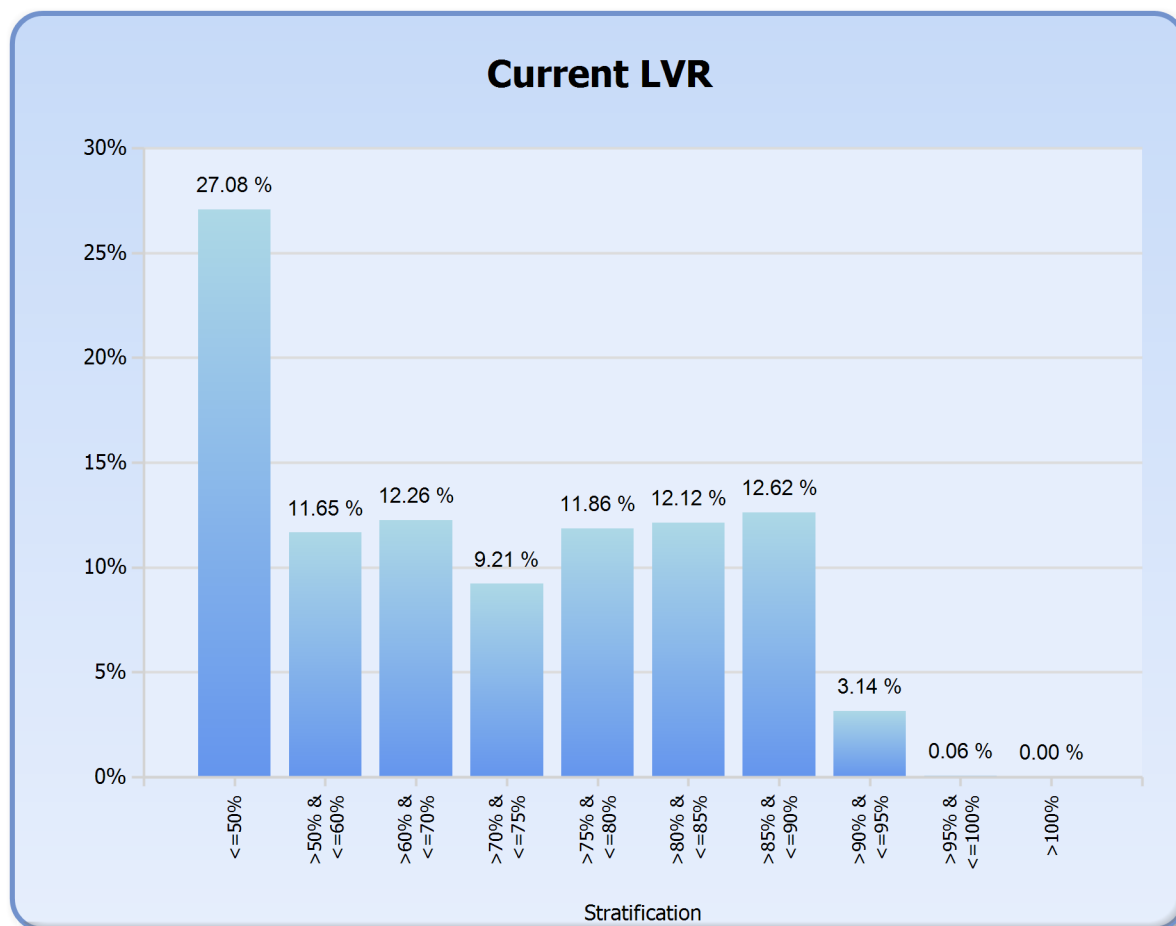
## General Collateral Report

	<b>Months</b>	<b>Years</b>
<b>Maximum Remaining Term:</b>	354.00	29.5
<b>Weighted Average Remaining Term:</b>	299.24	24.94
<b>Maximum Original Term:</b>	360.00	30.00
<b>Weighted Average Original Term:</b>	356.96	29.75
<b>Weighted Average Seasoning:</b>	57.53	4.79
<b>Investment Properties as % of Total:</b>		14.57%
<b>Arrears Distribution:</b>		<b>Balance</b>
<= 30 days:		\$496,407,877.32
31 - 60 days:		\$1,186,983.97
61 - 90 days:		\$518,661.61
91+ days:		\$572,021.51

# IDOL Trust 2010-1

## General Collateral Report

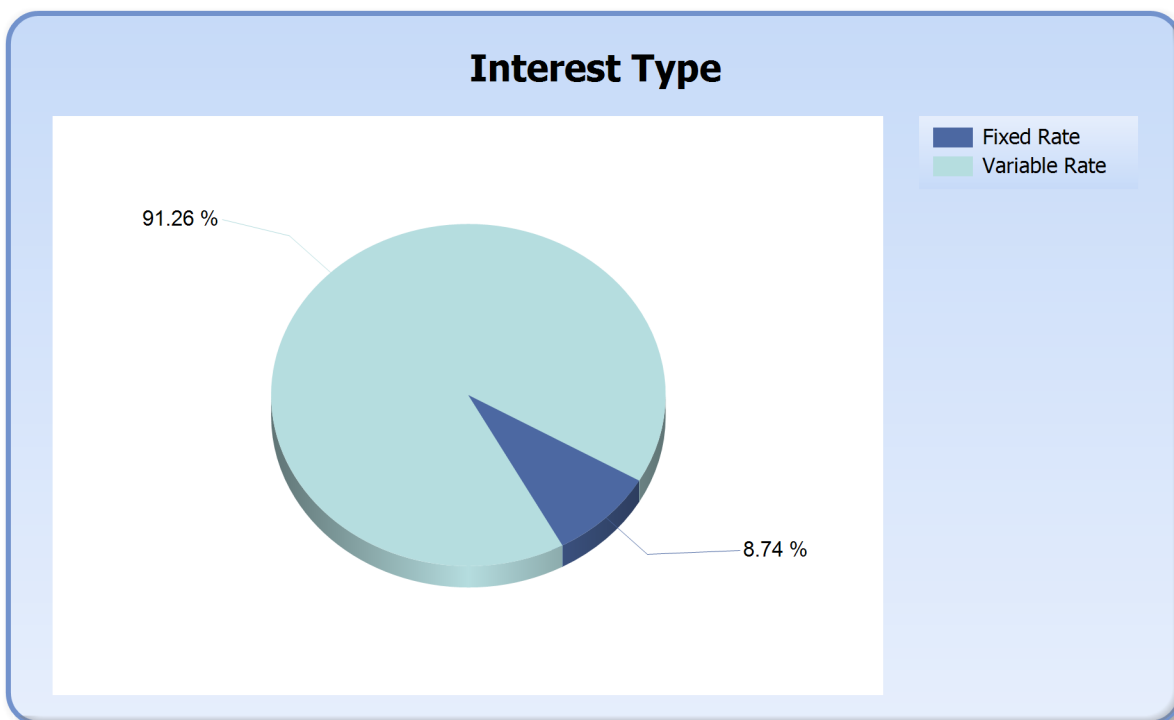
Current LVR	Current Balance	Current Balance %
<=50%	\$135,032,825.15	27.08%
>50% & <=60%	\$58,118,767.09	11.65%
>60% & <=70%	\$61,150,865.52	12.26%
>70% & <=75%	\$45,915,643.10	9.21%
>75% & <=80%	\$59,164,112.62	11.86%
>80% & <=85%	\$60,436,155.42	12.12%
>85% & <=90%	\$62,924,989.77	12.62%
>90% & <=95%	\$15,644,237.13	3.14%
>95% & <=100%	\$297,948.61	0.06%
>100%	\$0.00	0.00%
<b>Total</b>	<b>\$498,685,544.41</b>	<b>100.00%</b>



# IDOL Trust 2010-1

## General Collateral Report

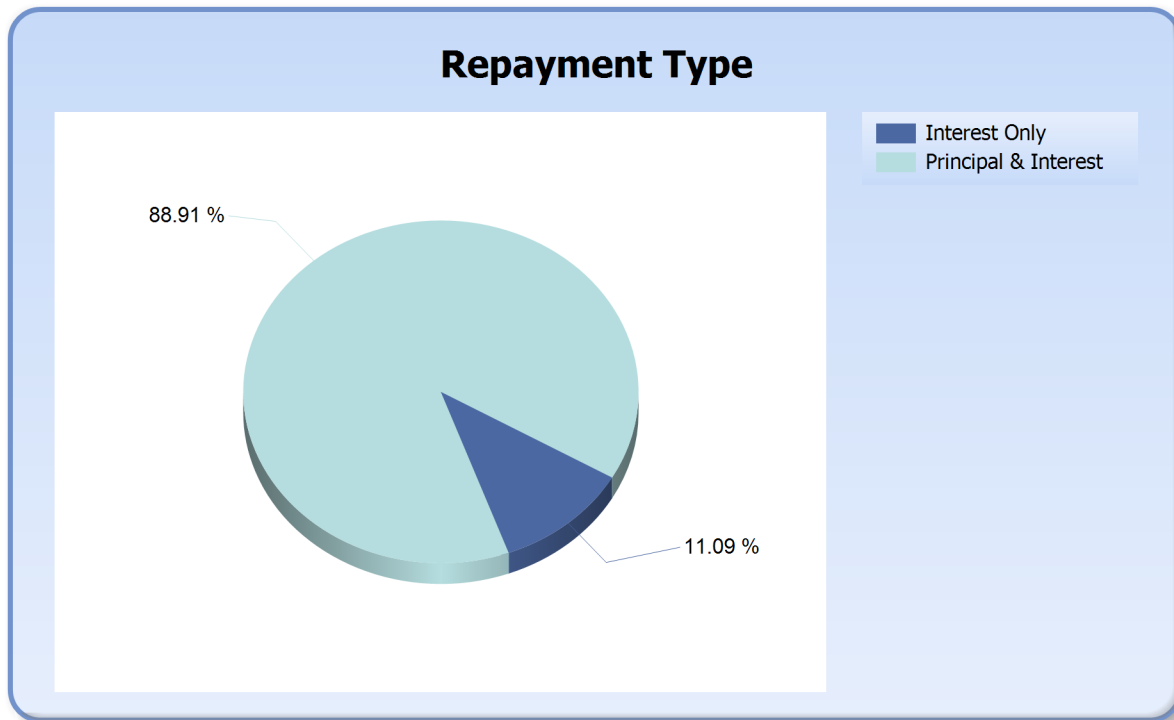
Interest Type	Current Balance	Current Balance %
Fixed Rate	\$43,609,471.99	8.74%
Variable Rate	\$455,076,072.42	91.26%
<b>Total</b>	<b>\$498,685,544.41</b>	<b>100.00%</b>



# IDOL Trust 2010-1

## General Collateral Report

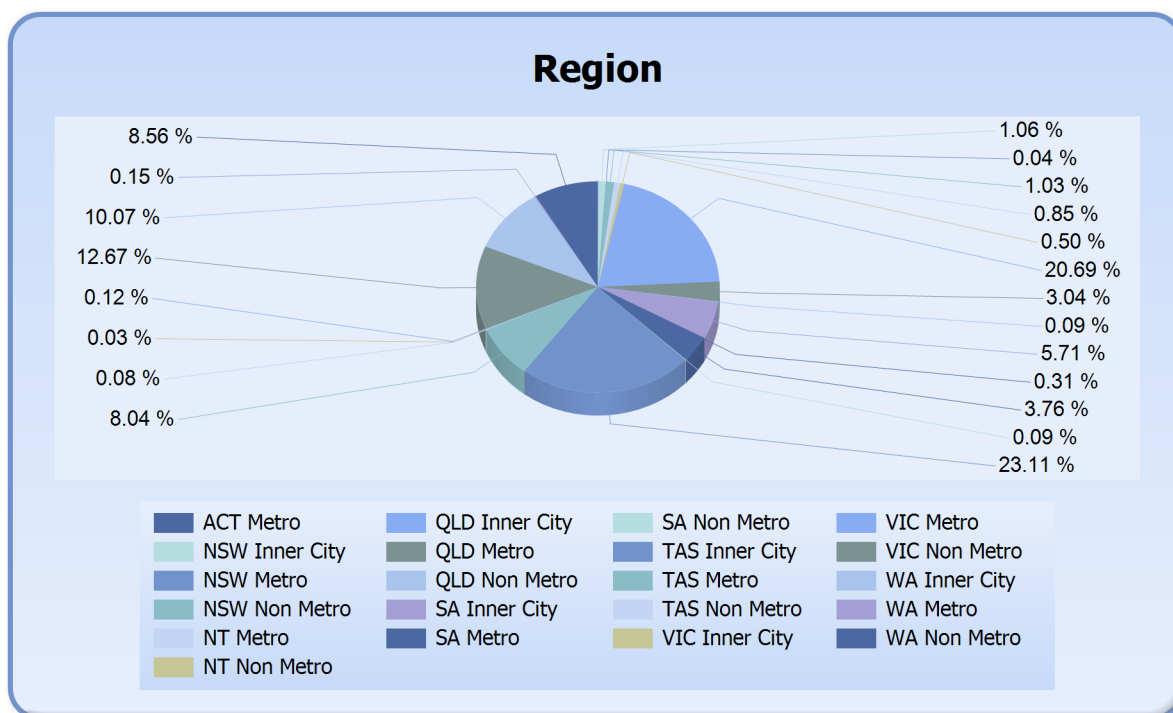
Repayment Type	Current Balance	Current Balance %
Interest Only	\$55,301,479.72	11.09%
Principal & Interest	\$443,384,064.69	88.91%
<b>Total</b>	<b>\$498,685,544.41</b>	<b>100.00%</b>



# IDOL Trust 2010-1

## General Collateral Report

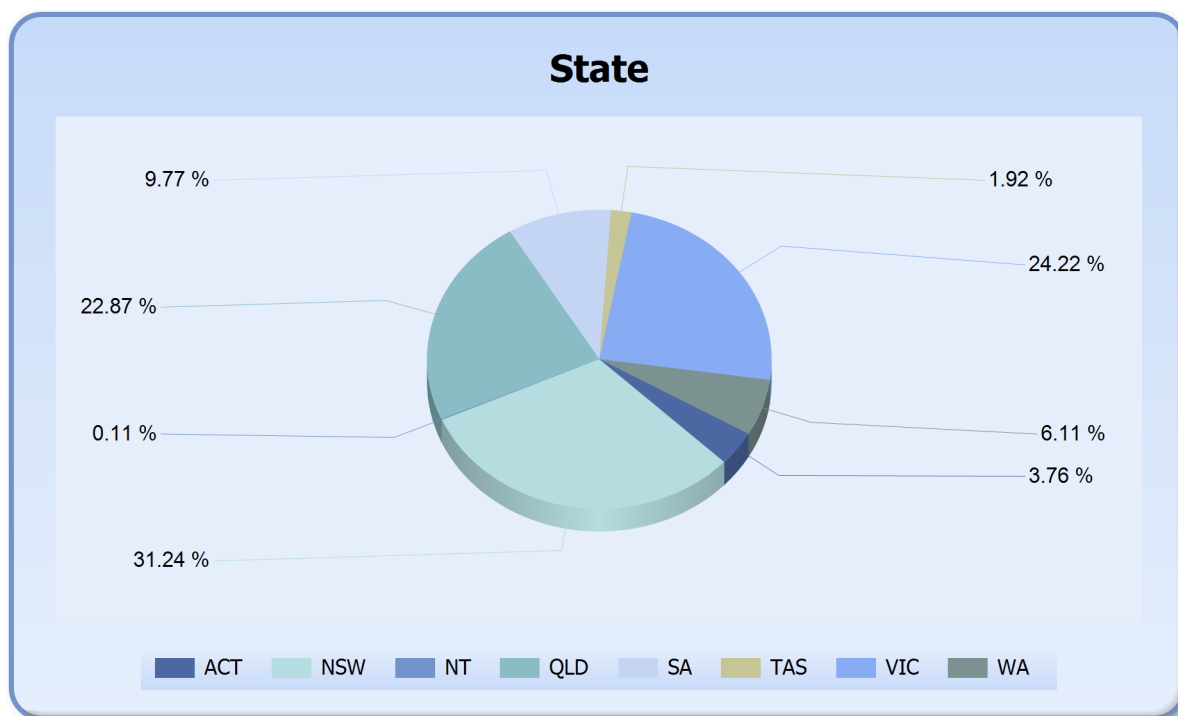
Region	Current Balance	Current Balance %
ACT Metro	\$18,751,711.20	3.76%
NSW Inner City	\$425,296.01	0.09%
NSW Metro	\$115,266,917.41	23.11%
NSW Non Metro	\$40,103,427.54	8.04%
NT Metro	\$416,795.70	0.08%
NT Non Metro	\$133,231.49	0.03%
QLD Inner City	\$603,439.95	0.12%
QLD Metro	\$63,204,831.50	12.67%
QLD Non Metro	\$50,236,339.87	10.07%
SA Inner City	\$757,592.34	0.15%
SA Metro	\$42,666,770.52	8.56%
SA Non Metro	\$5,281,009.74	1.06%
TAS Inner City	\$203,218.84	0.04%
TAS Metro	\$5,141,577.90	1.03%
TAS Non Metro	\$4,235,568.32	0.85%
VIC Inner City	\$2,486,097.99	0.50%
VIC Metro	\$103,157,461.19	20.69%
VIC Non Metro	\$15,139,720.43	3.04%
WA Inner City	\$449,326.37	0.09%
WA Metro	\$28,460,666.04	5.71%
WA Non Metro	\$1,564,544.06	0.31%
<b>Total</b>	<b>\$498,685,544.41</b>	<b>100.00%</b>



# IDOL Trust 2010-1

## General Collateral Report

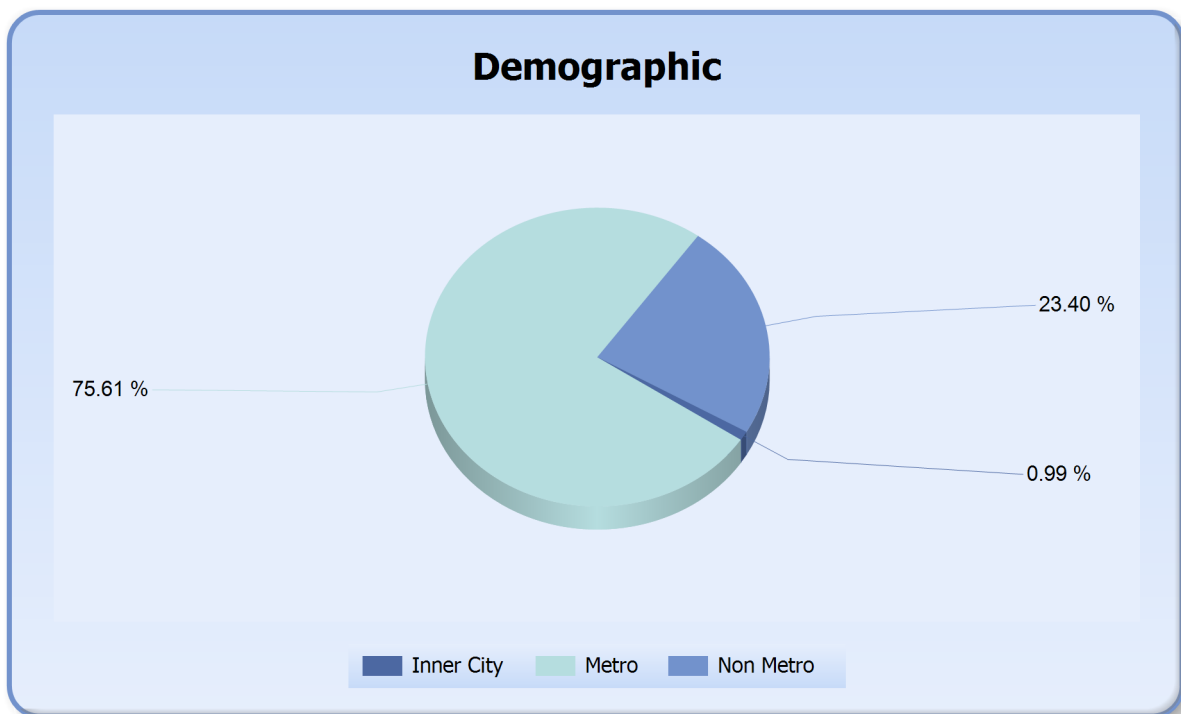
State	Current Balance	Current Balance %
ACT	\$18,751,711.20	3.76%
NSW	\$155,795,640.96	31.24%
NT	\$550,027.19	0.11%
QLD	\$114,044,611.32	22.87%
SA	\$48,705,372.60	9.77%
TAS	\$9,580,365.06	1.92%
VIC	\$120,783,279.61	24.22%
WA	\$30,474,536.47	6.11%
<b>Total</b>	<b>\$498,685,544.41</b>	<b>100.00%</b>



# IDOL Trust 2010-1

## General Collateral Report

Demographic	Current Balance	Current Balance %
Inner City	\$4,924,971.50	0.99%
Metro	\$377,066,731.46	75.61%
Non Metro	\$116,693,841.45	23.40%
<b>Total</b>	<b>\$498,685,544.41</b>	<b>100.00%</b>



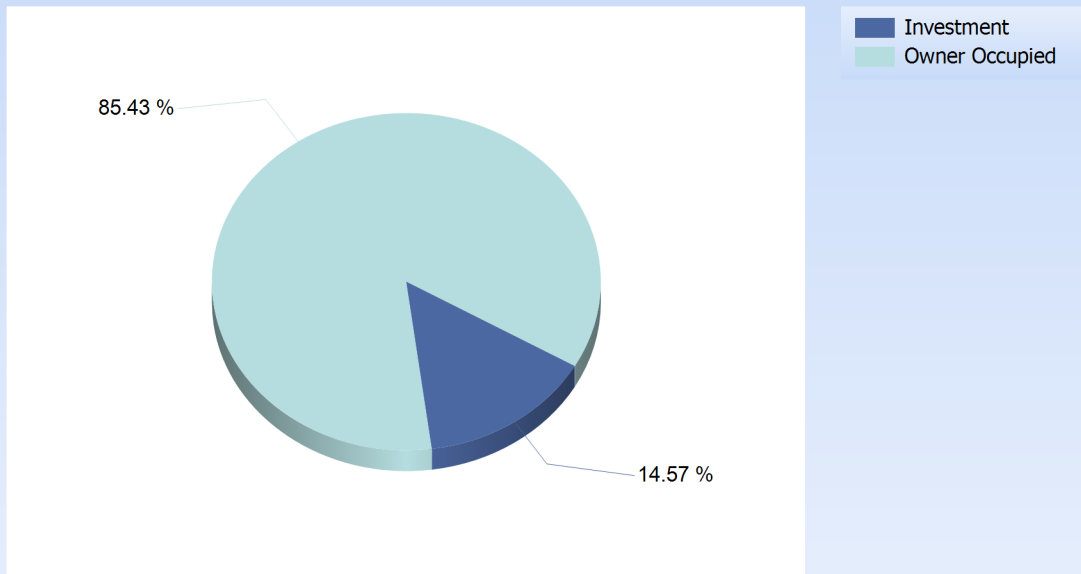


# IDOL Trust 2010-1

## General Collateral Report

Occupancy Type	Current Balance	Current Balance %
Investment	\$72,635,459.25	14.57%
Owner Occupied	\$426,050,085.16	85.43%
<b>Total</b>	<b>\$498,685,544.41</b>	<b>100.00%</b>

### Occupancy



# IDOL Trust 2010-1

## General Collateral Report

Document Type	Current Balance	Current Balance %
Full Doc	\$498,685,544.41	100%
<b>Total</b>	<b>\$498,685,544.41</b>	<b>100%</b>

